



July 2018 Newsletter

HOURS: MON., TUES., WED., FRI. 9-5;
THUR. 9-6; SAT. 9-3; CLOSED SUNDAY

SINCE 1981

Good morning!

I got out of bed a littler earlier so I can do this letter while all is quiet. But guess what! That rooster did the same. Does any one want a rooster and dumplings?

Garden is looking very nice and I am enjoying it. We are eating fresh spinach, radishes, onions asparagus and rhubarb. LeAnna and I will have the flower garden again for fresh cuts. Not a lot just a little for the fun of it. We both enjoy it. Instead of making the garden smaller I'll try and fill it with something else. I always plant extra like potatoes, green beans and I planted more cucumbers this year. Canned pickles is something the grandchildren all like. I will gladly pick them but their mom's do the canning. If I catch Harvey at the right time he will run the tiller for me.



Crops are all planted and it sounds like cutting hay is waiting for the next nice weather forecast.

Harvey's project right now is repairing an old spring house of 1812 on a property, land joining to ours, we had bought some years ago along Fackler Road. It needs foundation, brick work and repairing done. An Amish contractor will do the brick work but Harvey and the boys will do the foundation. The original house on this property was a squatters cabin. In later years, Fred Dawson used this spring house to cool his home grown water melons. Then he'd invite the local Shiloh youth etc. to come help eat them. Its very interesting we have now met quite a few of those older people that say those were the best tasting watermelons in the area.




July 7 we are helping with the Zimmerman reunion, my brother has a large community building also along Fackler Road. It's nothing fancy but it will hold quite a few people. We are expecting 1,000 plus people. My dad was a Zimmerman out of a family of 14 and its for anyone from there on down who wishes to come and meet their relatives. 6 out of the 14 siblings are still living.

Menu will be beef sandwiches, potato casserole, green beans, salad, fruit, ice cream, cupcakes and chips.

Little Toby spends quiet a bit of time at the store the days Marnita works. At 5 months he has 2 teeth and just loves his jumper. He seems to enjoy the customers and the activity.

New fabrics are arriving daily just unpacked Hoffman Christmas it was a large group this time. I better close and get breakfast ready, water is already boiling we want to butcher 19 fryers. Men will do the feathers then we do the rest. We will freeze them for later use.

I'd like to do laundry but washer decided to quit. Thanks for my old wringer washer in the basement, it is a good stand by in a time of need. Looks like another beautiful day after the rain. Wishing you all a happy, healthy summer.



Rachel & Girls

Country Fabrics

6142 Ganges 5 Points Road
Shiloh, OH 44878

Mud Puddles & Dandelions

When I look at a patch of dandelions, I see a bunch of weeds that are going to take over my yard. **My kids see flowers for Mom and blowing white fluff you can wish on.**

When I look at an old drunk and he smiles at me, I see a smelly, dirty person who probably wants money and I look away. **My kids see someone smiling at them and they smile back.**

When I hear music I love, I know I can't carry a tune and don't have much rhythm, so I sit self-consciously and listen. **My kids feel the beat and move to it. They sing out the words. If they don't know them, they make up their own.**

When I feel wind on my face, I brace myself against it. I feel it messing up my hair and pulling me back when I walk. **My kids close their eyes, spread their arms and fly with it, until they fall to the ground laughing.**

When I pray, I say Thee and Thou and grant me this, give me that. **My kids say, "Hi God! Thanks for my toys and my friends. Please keep the bad dreams away tonight. Sorry, I don't want to go to Heaven yet. I would miss my Mommy and Daddy."**

When I see a mud puddle, I step around it. I see muddy shoes and dirty carpets. **My kids sit in it. They see dams to build, rivers to cross, and worms to play with.**

I wonder if we are given kids to teach or to learn from? No wonder God loves the little children! Enjoy the little things in life, for one day you may look back and realize they were the "big things."

My wish to you...mud puddles and dandelions and may God richly bless this day for you!

-Author Unknown

Baked Corn

Ingredients

2 cups grated corn	1 cup milk
2 eggs	1 tsp. celtic salt
2 Tbsp. butter	1/8 tsp. pepper
1 Tbsp. rice flour	

Directions

- Mix everything together and put in buttered casserole dish.
- Bake at 350 degrees for 35 minutes.

Note: Recipe from Nutritious Gluten Free Cooking

Poor Mans Steak

Ingredients

1-2 lb hamburger	1 tsp. salt
2 cup cracker crumbs	1 1/4 tsp. black pepper
1 cup milk	1 small onion, chopped

Directions

- Mix together and press into a loaf pan or cookie sheet. Chill overnight.
- Cut into four inch squares (if on a cookie sheet) Or slice if in a loaf pan.
- Roll in flour and brown on both sides. Slices can be grilled instead of browning and placed in roasters. Delicious!

Sauce Ingredients

1 can mushroom soup
1 can water

Directions

Place pieces in a roaster and cover with the mushroom soup which has been mixed with water. Bake at 300 for 1 1/2 hours. **Note:** For a double amount allow for a longer baking period.

Classes by Laura

JUST ZIP IT! BEGINNER FRIENDLY


This easy pieced quilt is a great way to show off your special focus fabrics. We will do all cutting and piecing in class.

July 9 10am- 4pm \$30.00 plus pattern

LABYRINTH WALK

This three-D looking pattern is actually made up of only two different blocks. Quilting skill level is beginner friendly! It is much easier to make than it looks.

July 25
9:30am- 4pm
\$30.00 plus pattern



MOMMY & ME

BEGINNER FRIENDLY

Learn machine applique with this adorable baby quilt. Simple piecing and limited applique pieces make this a quick and easy gift for the little one in your life.

August 14 9:30am- 4pm \$30.00 plus pattern



THE ATOMIC STARBURST QUILT

This project combines paper piecing with traditional piecing for a stunning quilt. This is a great opportunity to try something new.

August 22 9:30am- 4pm
\$30.00 plus pattern



Classes by Cathy

PINEAPPLE MINI QUILT

Beginning hand applique. Hand applique is wonderful for those who like to take their sewing with them when they travel or like to sew when watching TV! This is a quick project to learn the fundamentals of hand applique. Pattern included in class.

July 26 3- 6pm \$25.00

MILK CAN DOOR GREETER- WOOL APPLIQUE

Get ready for fall and learn wool applique techniques at the same time! It's so easy and the pattern is by the popular Buttermilk Basin Designs!

July 26 10:30- 1:30pm \$25.00



BALTIMORE ALBUM

The ultimate Antebellum quilt! Come take a historical quilt journey and create a masterpiece! It is easier than you think! Learn needle turn and freezer paper applique, a variety of flower techniques, ink work and shading, and lots of other embellishment techniques. This is a twelve session class with Elly Sienkiewicz's book "Beloved Baltimore Album quilts" as our guide.

June 9 10:30am- 1:30pm
July 14 10:30am-1:30pm
August 11 10:30am-1:30pm
\$20.00 each session

BEGINNING CROCHET II

Crochet an afghan for yourself or get started on a cherished gift. In this class we will be using single and double crochet and skipping stitches to make a simple afghan and explore two ways to finish it.

July 12 4- 6:30pm \$20.00

BEGINNING HAND PIECING

I love hand piecing for the simple fact that I can carry a block or two in my purse and work on it anywhere. Along with hand applique, it is time honored and hand pieced quilts are highly valued.

Call shop for information

HAND PIECING I- HOLE IN THE BARN DOOR


Techniques- basics of hand piecing and working with squares and triangles. Pattern included with class.

June 30 10:30- 1:30pm \$25.00

HAND PIECING II- WINNER'S CIRCLE

This is a wonderful rare, old pattern! Techniques- basics of hand piecing and piecing curves. (Hand Piecing I or some hand piecing experience recommended.) Pattern included in class.

August 18 10:30- 1:30pm
\$25.00



A flower does not think of competing with the flowers next to it, it just blooms.

WISDOM

Block of the Month
12 month BOM



86" x 98"

Starts in September
Featuring the Wisdom Collection
by Nancy Gere for Windham
Fabrics

BACK IN PRINT!

Alice & Jerry Books

These readers, last
used in the 1960's
are now back in print.
Hardcover. Clear,
colored pictures
enhance the reading
enjoyment!
15 different books for
different age levels.


Wide variation of
fabrics arriving
daily made sure
to stop in and
take a look.



NEW

A QUILTER'S JOURNAL

*Keep more than just
a journal - keep a
record of your quilting
life! Photographed at
designer Lisa Bongean's
beautiful lakeside home,
this inspiring week-by-
week journal is filled with
eye candy to enjoy year-
round. Answer fun prompts to create
lists for must-do quilting adventures,
keep track of projects, document gift
and charity quilts, or simply keep this
gorgeous date book as a memory
journal for future generations of
quilters in your family to cherish.*



NEW


NUTRITIOUS GLUTEN FREE COOKING COOKBOOK



500 Recipes
Nutritious Snacks
Healthy Fats
Natural Low
Sweeteners
Bone Broth
Canning Baking

RECIPES FROM THE HEART OF OHIO COOKBOOK

Over 900 recipes
collected from
homes of the
horse and buggy
Mennonites in
the Shiloh, Ohio
area.
A family favorite!



SERENITY PRAYER

God grant me the serenity to accept the things I
can not change,
Courage to accept the things I can and wisdom to
know the difference.
Living one day at a time; enjoying one moment at
a time,
Accepting hardships as the pathway to peace,
Taking as He did, this sinful world as it is , not as I
would have it,
Trusting that He will make all things right if I
surrender to His will,
That I may be reasonably happy in this life and
supremely happy with Him Forever in the next!
Amen

ROW BY ROW EXPERIENCE 2018

The 2018 Row by Row theme is **"Sew Musical"** and Country Fabrics is ready!
There are lots of changes this year, including new shapes and sizes and we've
created an 18" square block that is sure to make you want to sing out loud.

The game is the same... and keeps getting better!

Between June 21 and Sept. 4, 2018, visit any of the participating shops and
receive a free pattern for a row in a quilt (limit one per person, walk-in customers
only please). Combine your rows/blocks in any way to create a unique quilt that
represents the fun you had traveling to the stores. Travel with friends, discover
new quilt shops and have fun collecting rows!

Win a prize!

Create a quilt using at least 8 different rows/blocks from 8 different 2018 participating Row by Row shops and be
the first to bring it into a participating shop to win a stack of 25 fat quarters (6-1/4 yards of fabric!). Completed
quilts must be quilted, bound, and labeled; and they can be submitted for prizes between June 21 and Oct. 31, 2018.

To find out which shops are participating and to get more information, visit: <http://www.rowbyrowexperience.com/>






7 DIGITAL COTTON PRINTS

Approximate arrival: July 2018

**Hoffman
Fabrics**



Wild Kingdom
Q4492-565



Wild Kingdom
Q4495-670




Call of the Wild
Q4489-16




Call of the Wild
Q4491-260



Wide open spaces
Q4414-511



Zookeeper
Q4488-675



Zookeeper
Q4486-655

And a wide variety of other digital panels and prints to choose from

In May, Hoffman increased the price on Batik Fabrics, therefore you will see a small price increase on all new Batik Fabrics coming in.

NOTICE

Hour change for Thursdays. We now close at 6:00 instead of 7:00 pm

Check out our new shipment of
POLISH POTTERY.


Lots of Beautiful pieces!



JELLY ROLL RUG SQUARED

RJ Designs

Try out this fun pattern for a 32"x42"
rectangle rug



RJ Designs

Christmas in July

20% Discount the 16th thru 21st

Christmas Fabrics • Christmas Cards • And All Batik Fabrics

JUNE SAVINGS

FREE THREAD

Buy 3 any size thread,
get 1 free of equal or
lesser value.

Must present coupon
Valid June 1-30, 2018

JULY SAVINGS

15% OFF ALL DRESS FABRICS

100% Polyesters • Polycottons
and Tropical Breeze

Must present coupon or mention at counter
Valid July 1-31, 2018

AUGUST SAVINGS

20% OFF ALL PANELS

Digital • Baby • Animals
Aprons • Books • etc.
Lots to choose from

Must present coupon.
Valid August 1-31, 2018

Classes by Joanne


JELLY ROLL RUG-OVAL

There's no wrapping, weaving, or crocheting to make this rug. You'll just be sewing and sewing. You'll use a jelly roll or 42" – 2 ½" strips (more or less as desired to make the finished project whatever size you want), and 2 ½" strips of cotton batting. If you use the 42 strips, your finished oval rug will measure approximately 30" x 44". Because there is a lot of sewing to make this rug, you may want to start with a smaller rug (fewer strips) in order to complete it in class.

Twenty (20) strips will result in a rug that measures approx. 21" x 28" and eight (8) strips will result in a placemat or table topper that measures approx. 13" x 18"

June 28 **10am- 4pm**

\$30.00 plus pattern



JELLY ROLL RUG 2- RECTANGLE

This rug is a snap to create and will be perfect in any room in your home. The construction is easier than the oval rug because there's no stitching around tight curves. You'll just be sewing straight lines and then zig zagging the "ropes" together. This is appropriate for all skill levels.

July 28 **9:30am- 2:30pm**

\$30.00 plus pattern



CHEERFUL

This fat quarter friendly quilt is sure to make you smile! Whether you're using pre-cut or yardage fabrics, you'll be able to whip up this project in no time at all. The pattern includes instructions to make four sizes (baby, throw, twin, and queen) so you can get just the right size you need. This is a beginner to intermediate level project.

July 19 **10am- 4pm**

\$30.00 plus pattern

A LITTLE BIT SHORTER TALL TREE

Give yourself and early Christmas gift and join us for this class in which you'll learn the basics of paper piecing. The pattern includes all the papers you need to sew two of these adorable wall hangings; and because it's easy and small, you'll be ready to celebrate well before the first snow falls.

July 23 **10am- 4pm**

\$30.00 plus pattern



BON APPETIT

Bring a little retro décor to your kitchen and make these fun fork and spoon machine appliqued wall hangings. Each one measures approx. 13 ½" x 31 ½" but can easily be adapted to different sizes or even put together into one wall hanging. The pattern includes full size templates as well as the templates to make a mini version for placemats.

August 13

10am- 4pm

\$30.00 plus pattern



SIT AND SEW-BYOP (BRING YOUR OWN PROJECT)

Bring a project (or two) of your own choosing and get some serious work done on it. There is always lots of sewing, laughter, and fellowship, so come join the fun!

July 16 or August 20

10am- 4pm

\$30.00

DON'T WORRY ABOUT THE HILLS

MANY PEOPLE feel that life is uphill all the way. They fail to look at the things that are good, enjoyable, and worthwhile. They are conscious only of the climbs. No road is uphill both ways. We should learn to be conscious of life's blessings and the hills will be easier to climb.

