

Country Fabrics

Housewares & Gifts

~ 419-896-3785

SINCE 1981

September 2018 Newsletter

HOURS: MON., TUES., WED., FRI. 9-5;
THUR. 9-6; SAT. 9-3; CLOSED SUNDAY

Good morning!

Seems refreshed after the small shower that just passed through about an hour ago, enough to wake me and remind me that this letter needs to be done for printing today.

Everyone is still sleeping all I hear are the crickets singing and sounds like a dairy farmer's milking pump in the distance. Brings back memories I grew up on a dairy farm. Dad would say when us girls milked, the cows gave more milk!

Harvey's parents both 87 years old are now living in Ohio for about a month now. They seem to have adjusted very well to the new home. We hope it will stay as such. This was our turn to spend the night with them, then will stay all day yet make sure they have food, clean up and do laundry etc. Tonight around 8 o'clock one of the others will come. There are seven of us siblings living close by so that means 1 day per week for each of us, if it doesn't work out with our schedule we can trade days with one of the others.

They live in the 2 bedroom house beside the fabric shop where Son Melvin and family had lived a few years till their house was built. Dad has Parkinson's and needs lots of help, his memory is still very clear which we all enjoy. Mom is tired and feeble she rests most of the time.



Garden did well this summer, beans were plentiful and have one more planting coming. This time of the year we just eat the garden. Potatoes, beans, beets, carrots, tomatoes, cucumbers, cabbage, peppers, corn and squash. One of these days we want to make sauerkraut for us all. We fill a 10 gallon crock then once it's done we'll can it. Today it's pears and corn. Harvey picked 6 bushels of Bartlett pears off one tree and have one more red Bartlett tree to go. Apple we only had approximately 1 bushel from all 6 trees. Believe they had over done last year.

Harvey thinks the children all need a few fruit trees. Pears are easy to take care and don't need much trimming. Grape arbor is just loaded with grapes again this year, soon we'll be doing grape juice etc. I always save some for just fresh eating.

We are getting ready for a youth supper in a few weeks with the help of a few neighbors. Think they number approximately 150 youth. Menu will be haystack. The reason its called haystack is you stack everything on top of each other then last of all top with a warm cheese sauce. Enjoy! One can easily misjudge this stack. I will have recipe on back cover. A favorite. Then dessert will be a carmel or coffee pudding, fresh fruit mix and whoopie pies.

Afterwards the dating boys will take their girlfriends home to her house. While the other youth play volleyball. Hopefully it doesn't rain.

But the biggest problem is the shed where we plan to serve the supper in is not done yet. Carpenters say not to worry they'll have it finished by then.

Men took the small shed down and are making room for compost storage at home (Winter storage). Before this Harvey was using one of Melvin's sheds but now he needs it for lumber storage to keep it dry and out of rain, snow and ice in the winter time.

Harvey will soon be moving his larger calves out of the Orchard Park Road pastures and bring them home to finish out. The pastures in middle Belleville have a cow calf herd on and was interesting to watch calves grow. A few weeks ago one calf managed to get out of pasture through a washout underneath fence and went swimming in a neighbors pool, ruining the cover and liner. And yes it did need help getting out. Expensive calf!!

Newest arrival a little girl to Daughter Darlene-Phillip Martin of IN, Cambria Skye was born August 20, she weighed 6 lb. 14 oz. Almost 2 year old sister, Kamia, greets her.

To those who wondered how the Zimmerman reunion had been. It was a beautiful day and lots of activity 1345 had signed in. One thing sure the day was too short. We met cousins we had not seen in many years. But was a day well worth spending.

School bells will soon be ringing. Most schools are cleaned, lawns moved, repair work done or any painting needed. Which usually the parents do that a few weeks before hand. Then the teachers have time to prepare the school room, books etc.

It's thundering and raining again, maybe will get wet picking corn.

Tent sale is coming up with lots of sale items September 18-22, girls are all busy getting ready for that week. Hope you are enjoying the beautiful Fall days. As the saying goes when the wind blows over the oat stubbles, fall is around the corner.



Rachel & Girls

Country Fabrics is not responsible for errors due to misprints.

Country Fabrics

6142 Ganges 5 Points Road
Shiloh, OH 44878



Closed
Thanksgiving Day
November 22, 2018

Open!
Labor Day
Monday, September 3, 2018
9 a.m. - 4 p.m.

Breakfast Casserole

Ingredients

12 slices bread
6 slices ham, sausage or
bacon, diced or cubed
2 c. shredded cheese

6 lg. eggs
3 c. milk
salt & pepper to taste
onion & pepper, sautéed

Directions Butter a 9" x 12" pan. Lay 1/2 of bread in pan. Top with meat and cheese. Put remaining bread on top. Beat eggs, milk, salt and pepper. And sautéed onion and pepper; pour over all.

Note: We like using Italian sausage for meat.

Crumbs Ingredients

1 c. crushed cornflakes
1/4 c. melted butter

Directions Mix cornflakes and butter; put on top. Bake for 1 hour at 325°

Haystack Supper

Ingredients

Crushed Doritos
Rice cooked-n-salted
and/or mashed
potatoes
Hamburger browned-
n-mixed with taco
seasoning, serve hot
Green peppers,
chopped

Lettuce, shredded
Tomatoes, chopped
Mushrooms
Black Olives, sliced
Cheese Sauce, heated
Bacon Bits
Ranch Dressing

To Serve put each food in a separate bowl and have each person build their own stack according to what they like. Delicious!



Looking for used canning jars, pts,qts or 2qts. Call: 419.896.3785



Classes by Laura

MACHINE QUILTING ON YOUR DOMESTIC MACHINE

Come and learn how to use your home machine to machine quilt your small projects. We will focus on free motion quilting. Class fee of \$50 includes practice materials, mug rug, and baby quilt - all with batting and backing. You must pay at the time of sign up to reserve your supplies. Questions? Contact Laura Nolletti, 330-466-0822



Tuesday, October 23 9:30am- 4pm

ARABIAN NIGHTS BARGELLO

This dramatic (large queen size) bargello quilt will be beautiful in your favorite colors and fabrics. Class fee of \$30 plus pattern and fabric. Questions? Contact Laura Nolletti at 330-466-0822

Tuesday, November 13 9:30am- 4pm



ANYTHING PAPER PIECED **Beginner friendly!**

Bring your paper piecing project to work on. Instruction and help from Laura can get you moving. If you would like to LEARN paper piecing, there will be several blocks you can choose from to try it out.

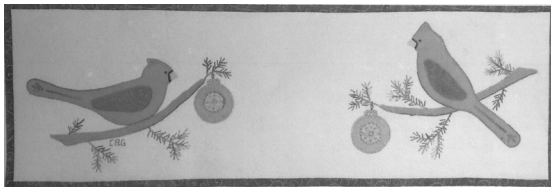
Tuesday, October 9 10am- 4pm Cost \$30.00

Classes by Cathy

WINTER CARDINALS TABLE MAT

Sew a little bit winter to brighten those dreary days of winter and it is a wonderful table accent all winter long. This is a wool applique project with lots of beautiful stitchery embellishment. Great for beginners!

October 27 10:30- 1:30pm 1 class 3 hours \$25.00




BEGINNING APPLIQUE QUILTED PICTURE

This 12"x 12" applique block can be finished as a wall hanging or framed for a wonderful accent for your home.

This class is designed to teach the basics of needle turn applique.

December 13 3- 6pm 1 class 3 hours \$25.00



JUST QUILTING

So you finished that quilt top, now what? This class will teach you how to hand quilt it by making a pillow top. From marking the top, basting, and layering, the quilting stitch and Tennessee Waddling, you'll learn everything you need to know to do any size quilt.

November 15 3- 5:30m 1 class 2 hours \$20.00

BALTIMORE ALBUM

The ultimate Antebellum quilt! Come take a historical quilt journey and create a masterpiece! It is easier than you think! Learn needle turn and freezer paper applique, a variety of flower techniques, ink work and shading, and lots of other embellishment techniques. This is a twelve session class with Elly

Sienkiewicz's book "Beloved Baltimore Album quilts" as our guide.

September 8 10:30am- 12:30pm
October 13 10:30am-12:30pm
November 10 10:30am-12:30pm
December 8 10:30am-12:30pm
\$20.00 each session



BEGINNING CROCHET I

Crochet an afghan for yourself or get started on an early Christmas gift. In this class we will be using single and double crochet and skipping stitches to make a simple afghan and explore two ways to finish it. Choice of two styles.

October 18 3- 5:30pm 1 session 2 hours \$20.00

TENT SALE Sept. 18-22, 2018

10% Discount Store Wide
Fabrics, Notions, Housewares, Gift items, Quilts and more!

In the tent specials

45" BOLTED COTTON
QUILT FABRICS

\$5.49 yd

60" FLEECE FLATFOLDS

**prints \$4.98
solids \$3.98**

45" PRINTED COTTON
FLATFOLDS

\$3.98 yd

60" T-SHIRT FLATFOLDS
ASSORTED PRINTS

\$3.98 yd

45" WHITE &
NATURAL TONE ON TONE
FLATFOLDS

\$3.98 yd

60" EYELET FABRICS
WHITE & NATURAL

\$5.98 yd

45" PRINTED
FLANNEL FLATFOLDS

\$3.98 yd

60" DENIM FLATFOLDS
ASSORTED COLORS

\$4.98 yd

BUNDLES GALORE

CLEARANCE
DRESS FABRICS
Poly cottons &
Polyesters
Prints & solids

\$3.98 yd

QUILTERS SOLIDS
Variety of Colors
3 yd x 45"

\$2.25 yd

QUILT BACKINGS

Tone on tone
white & natural &
assorted colors
108 x 108

\$6.00 yd

HALF PRICE TABLES

50% off our regular price

Quilt kits - Judy Niemeyer Patterns
Baby items - Housewares - Sewing Notions
Quilting Patterns - And More

SALE WK PRICES - DISCOUNTED QUILTS

VARIETY OF PATTERNS, COLORS AND SIZES.

Ticket-a-ticket
Primrosehill
Simpler Sampler
Aurora
Tonka Moka
Peace & Unity

Prairie Gathering
Let Freedom Ring
Forest Floor
Amish With a Twist
Rag Time
Blue Delft

YARN BUYOUT

All sizes & colors & brands,
sold as is.

**\$1.00 ea up to
\$3.50 ea**



ELASTIC BUNDLES

Variety of width and brands

10 yd pks \$1.50



**Bargain
Prices**

QUILTING PINS

250 ct, super strong
Extra Long 1 3/4 inch
RETAIL \$8.00



\$4.50 ea SALE



Mini- 20 ct
RETAIL \$12.95

\$8.00 SALE

WONDER CLIPS



Standard- 10 ct
RETAIL \$6.95

\$5.00 SALE



Jumbo-
24 ct
RETAIL
\$24.95

\$15.00 SALE





OVO COMPACT IRON & STEAMER

Meet the mini multitasker. It's an iron. It's a steamer. It's both! But don't be fooled by its charm. This portable powerhouse travels light and takes out wrinkles without taking up space. Features a soft touch handle, steam pump, powering on light indicator and auto shutoff. Weighs 24 oz. and has a 6.3 ft. electrical cord. The max temperature reaches 305°F. Comes with heatproof fabric bag, great for travel. The heatproof bag will serve two purposes, one to rest the hot iron on while using; and two, to store your iron on when finished, even if its still warm or hot. Just make sure the electric cord is not in contact with the sole plate inside the bag.



MAGNET



There are far better things ahead than any we leave behind.
-C.S. Lewis



WIRE FRAMED TOTES



Terrific totes in 3 handy sizes carry all sorts of goodies! A wire frame at the top edge makes the totes extra sturdy. Remove the wire frame and they're washable!

Rachel's Favorites

QUILT & FABRIC MARKING PENCILS


Silver



White



NEW
from Creative Grids



MACHINE QUILTING TOOLS By Angela Walters

All 7 of Angela's quilting tools feature:
Creative Grids Grip so tool doesn't slip.
Black and white dashed guide lines.
Palm sized tool allows for more control.
Curved edges allow for versatile designs.
Works for longarm & home sewing machines.
Made with 1/4" thick high-grade acrylic.
Videos at www.youtube.com/CreativeGridsUSA

NEW SHIPMENT

Correlle Dinnerware Sets
10 colors & styles



Callaway



Cherish



Country Cottage



Splendor



Adoria

It isn't so much how busy you are, but why you are busy. The bee be praised; the mosquito is swatted.

Must present coupon
Valid October 1-31, 2018

OCTOBER SAVINGS

5.00 OFF

With purchase of
\$30.00 or more

NOVEMBER SAVINGS

10% OFF

Correlle Dinnerware sets
all sizes & colors

Must present coupon.
Valid November 1-31, 2018

Classes by Joanne

STAR PARADE TABLE RUNNER

****Fat Quarter Friendly** **Confident Beginner****

This stunning table runner measures 18" x 42" and can be made with either square or angular corners. Because you can personalize this runner for any holiday or season simply by changing the color combinations, this will become your "go to" pattern for gifts and home decorating. While making this runner, you'll be using the "stitch and flip" method to construct corners instead of working with triangles and stretchy bias edges. Plus, you'll learn some cutting and pressing techniques that are helpful when working with small pieces



October 10 10am- 3:30pm \$30.00 plus pattern

T-SHIRT QUILT

Save your memories in a quilt! This information packed class will provide you with all the information you need to make your own T-shirt quilt and we'll even get you started on the cutting and piecing. These quilts make wonderful Christmas and graduation gifts!

**October 20 10am- 2:30pm
\$30.00**



SIT AND SEW - BYOP (BRING YOUR OWN PROJECT)

Bring a project (or two) of your own choosing and get some serious work done on it. There is always lots of sewing, laughter, and fellowship, so come join the fun!

October 8 or November 12 10am- 4pm \$30.00

GRANNY SQUARES

****Jelly Roll Friendly** **Confident Beginner****

This quilt is constructed using 2 ½" strips (cut your own or buy a Jelly Roll), which will allow for a scrappy appearance without having to cut and sew all those individual squares. In this class, you'll learn some important organization skills, practice sewing an accurate ¼" seam allowance, learn how to square up blocks, and construct this very traditional block in a new and fast way. Two size options are provided for this quilt – 56" x 66" and 80" x 90"



November 6 10am- 3:30pm \$30.00 plus pattern

SONOMA

No matter what fabrics you choose, this quilt always looks great! You can use a layer cake or yardage that has been cut into 10" squares. You'll learn a simple way to piece these blocks and once you're comfortable with the technique (and see how easy it is), you can chain piece the blocks and finish this quilt in to time at all.

**November 7 10am- 3:30pm
\$30.00 plus pattern**



WHEN YOUR HUT IS ON FIRE

The only survivor of a shipwreck was washed up on a small, uninhabited island. He prayed feverishly for God to rescue him. Every day he scanned the horizon for help, but none seemed forthcoming.

Exhausted, he eventually managed to build a little hut out of driftwood to protect himself from the elements, and to store his few possessions.

One day, after scavenging for food, he arrived home to find his little hut in flames, with smoke rolling up to the sky. He felt the worst had happened, and everything was lost. He was stunned with disbelief, grief, and anger. He cried out, 'God! How could you do this to me?'

Early the next day, he was awakened by the sound of a ship approaching the island! It had come to rescue him! 'How did you know I was here?' asked the weary man of his rescuers. 'We saw your smoke signal,' they replied.

The moral of This Story: It's easy to get discouraged when things are going bad, but we shouldn't lose heart, because God is at work in our lives, even in the midst of our pain and suffering.

Remember that the next time our little hut seems to be burning to the ground. It just may be a smoke signal that summons the Grace of God.

-Author Unknown