



Dec.-Feb. 2019 Newsletter

HOURS: MON., TUES., WED., FRI. 9-5;
THUR. 9-6; SAT. 9-3; CLOSED SUNDAY

SINCE 1981

Good morning!

Experience is what you get when you don't get what you want. It's cold and icy this morning, winter is back. We just got our leaves raked in time, looks like some more are falling.

Harvey just left for Adams County, Indiana to a vegetable growers meeting to meet up with some farmers that use his compost in farming and produce growing. Yesterday he was in Bainbridge, Ohio also to a growers meeting which he was asked to come and share some information with produce growers. In that area lots of produce is locally grown and sold at their produce auction then vegetables go to markets and cities close by.

Today we are getting 150 to 200 pullets (young chickens). We got rid of the old ones, so egg supply will be a little short till the pullets start laying. They are 16 weeks old and should be laying soon. A question often asked, what are pullet eggs? To those of you who don't remember what a pullet is. Its a young chicken that produces a small egg at first and those are called pullet eggs. As the chicken gets older eggs get larger. And often a few double yolk are found in that young layer at first.



Yesterday three of our grandchildren from Pennsylvania got stranded in a snow storm on their almost four mile trek coming home from school. It was 28° and snow started falling mid forenoon was about 6 inches by evening and parents were at a wedding. Usually they go with their frisky pony but for once they were allowed to go on their bikes using the bike trail which runs right along their property to eliminate using the main highway.



There was no snow in the morning so Jeffrey 9 years old chose to take his football to school rather than his boots as there was only room for one or the other on his bike. About half way home a kind hearted mom flagged them off and said to stay till mom and dad came home from the wedding. Since traffic was not moving for approximately 2 hours they ended up using the tractor to bring them home. Just now talked to my daughter they have 10 inches snow and predictions are high winds today and schools are canceled. Usually on not so nice days parents always take them to and from school.

Since weather is colder I am looking forward to sitting at the sewing machine. First I need a new dress for a wedding in Pennsylvania we are invited as guests. Harvey asked if he also gets a new shirt, well I rarely make his shirts as nice ones can be bought.

This Fall so many old quilts came in the shop for repair, some need new borders and binding put on or replace patches, fix holes. Its a challenge, but most can be fixed. Hand quilting must be coming back as the hand quilters are quite busy again. Long arm quilters are more than busy trying to get all the Christmas gifts done for customers. Please let us know if any complaints or jobs not well done. We can not always fix a mistake, but its a reminder to try harder.

December 1st LeAnna is leaving for Cypress, Texas for relief work. Some of our youth and parents from this area are helping to fill a bus that was partially filled coming out of Penn Yan, New York. They will be gone approximately two weeks helping to rebuild homes destroyed by (I think) Hurricane Harvey. She really does not know the New York people but maybe will after two weeks. They will be dry walling, repair and paint what ever is needed at this time. This is the third bus load going holding 45 to 50 people. Sounds like this trip all travel expenses are paid by a Presbyterian church of New York. They wanted to donate to a good cause. Since they had no youth to send this was their way of helping and am sure the donation is much appreciated.

May this Christmas bring you a peaceful heart, a quiet mind, and the light of hope all throughout the season.

Rachel & Girls

Country Fabrics is not responsible for errors due to misprints.

SALE DAYS

Inventory Reduction



4 days

Dec. 26-29, 2018

10% off All Fabrics



10% off All Socks & Tights

20% off All Quilt

Battings in store

10% off bulk rolls
polyester batting

Details on back page

In stock items only



The Struggles of Our Life

Once upon a time a daughter complained to her father that her life was miserable and that she didn't know how she was going to make it. She tired of fighting and struggling all the time. It seemed just as one problem was solved, another one soon followed.

Her father, a chef, took her in the kitchen. He filled three pots with water and placed each on a high fire.

Once the three pots began to boil, he placed potatoes in one pot, eggs in the second pot and ground coffee beans in the third pot. He then let them sit and boil, without saying a word to his daughter.

The daughter, moaned and impatiently waited, wondering what he was doing. After twenty minutes he turned off the burners. He took the potatoes out of the pot and placed them in a bowl. He pulled the eggs out and placed them in a bowl. He then ladled the coffee out and placed it in a cup.

Turning to her, he asked, "Daughter, what do you see?"

"Potatoes, eggs and coffee," she hastily replied.

"Look closer" he said, "and touch the potatoes." She did and noted that they were soft.

He then asked her to take an egg and break it. After pulling off the shell, she observed the hard-boiled egg.

Finally, he asked her to sip the coffee. Its rich aroma brought a smile to her face.

"Father, what does this mean?" she asked.

He then explained that the potatoes, the eggs and coffee beans had each faced the same adversity-the boiling water. However, each one reacted differently. The potato went in strong, hard and unrelenting, but in boiling water, it became soft and weak.

The egg was fragile, with the thin outer shell protecting its liquid interior until it was put in the boiling water. Then inside the egg became hard. However, the ground coffee beans were unique. After they were exposed to the boiling water, they changed the water and created something new.

"Which one are you?" he asked his daughter.

"When adversity knocks on your door, how do you respond? Are you a potato, an egg, or a coffee bean?"

Moral of the story: In life, things happen around us, things happen to us, but the only thing that truly matters is how you choose to react to it and what you make out of it. Life is all about learning, adopting and converting all the struggles that we experience into something positive.

Author Unknown

ROASTER LINERS

- Easy clean up, no soaking, no scrubbing.
- Foil and plastic, electric roaster liners.
- Oven ham and turkey bags
- Slow cooker and crock pot liners



If you are not using your smile, you are like a man with a million bucks in the bank and no checkbook.

ALOE VERA GEL

- 99.7% pure inner leaf gel
- No added preservatives
- Supports healthy digestion
- Promotes healthy immune system
- Supports nutrient absorption
- Helps maintain natural energy levels



NEW

SUPER NONSTICK NEEDLE

BY SCHMETZ

Use SCHMETZ Super Nonstick Needles when sewing with embroidery stabilizer, temporary spray adhesive, or self-adhesive hoot and loop tape. Anti-adhesive coating (NIT), extra large eye, distinctive scarf, and reinforced blade prevent skipped stitches and provides a residue-free needle.



NEW

WASH AWAY WONDER TAPE

1/4" x 10 yds

Great for home sewing or crafting.

A double-sided, transparent tape that disappears after first washing. Can be sewn through without gumming up your needle. Perfect for holding together seams or hems before stitching.



NEW BLOCK A MONTHS

FLUTTER & FLY: BUTTERFLIES

6 month program
Begins March 2019



64" x 76"

Featuring Sew Sweet Batiks by Sarah Maxwell for Studio 37 Fabrics

MRS. MILLER'S APPRENTICE

12 month program
Begins January 2019



77" x 89"

Fabric and BOM program by Pam Buda for Marcus Fabrics

NEW

NATURAL HOPE HERBAL PRODUCTS

QUALITY HERBALS FOR YOUR FAMILY'S HEALTH

- Super Tonic
- Respiratory Aid
- Throat & Tonsil
- Elder Berry
- Cramp Bark
- Para-clense
- Marshmallow Root
- Dental Formula
- Tasty Herb Calc
- Tasty Tummy Soothe



Burdock Salve
Comfrey Salve
Complete Tissue Salve
Garlic Salve



Looking for a certain product, we can special order!

Must present coupon
Valid December 1-31, 2018

DECEMBER SAVINGS

Polish Pottery

Save \$10 w/ purchase
of \$50.00 or more of pottery

Must present coupon
Valid January 1-31, 2018

JANUARY SAVINGS

15% OFF

Fabric of your choice
Limit - 2 cuts

Must present coupon
Valid February 1-28, 2018

February SAVINGS

20% OFF

extra wide quilt backing
90"-108"-120" Limit 2 cuts

Classes by Joanne

OHIO SUPERNOVA

This quilt is a modern spin on the traditional Ohio Star pattern and whether you make the large version (72" x 72") or the smaller one (36" x 36"), it packs quite a visual punch. The large-scale design is a great project to showcase your favorite colors of solid fabric, but it works quite well with patterned fabrics, too. In this class, you will learn how to make **perfect quarter square triangles every single time!** It's suitable for both experienced quilters and confident beginners.

January 22

10am- 4pm

\$30.00 plus pattern




LOG CABIN ****Beginner Friendly Class****

This is a great beginner's class! You'll learn some basic rotary cutting skills, how to achieve the perfect quarter inch seam allowance, as well as a fast and easy way to make this traditional quilt that has a multitude of layout possibilities. This is a two-part class!


January 15 & 29

10am- 4pm

\$45 plus book



HAPPY HOLIDAYS TABLE TOPPER



Turn simple rectangles into stunning triangles for every season. Make a table topper for an impromptu dinner party or decorate for a special holiday. This cute table topper has three size options included in the pattern so simply choose a size and get started!

February 2

10am- 2:30pm

\$30.00 plus pattern

BINDING BOOT CAMP

Do you have a stack of quilts that need binding but you just aren't sure how to do it? Perhaps you've bound quilts, but aren't happy with the results. If that's the case, then this class is for you! Bindings are made easy in this class in which you'll receive two kits that includes binding strips and a mini quilt on which to work so you don't have to worry about messing up one of your own projects. In the first half of the class, we'll go through all the steps of **traditional binding**, from figuring out the yardage requirement, all the way to the hand stitching. In the second half of the class, you'll learn how to attach **binding completely by machine and add a splash of color at the same time.** (This binding is NOT the backing brought to the front!) Join us for this fun and productive class so you can become a binding pro!

March 12

10am- 4pm

\$45 includes kits

SIT AND SEW - BYOP (BRING YOUR OWN PROJECT)

Bring a project (or two) of your own choosing and get some serious work done on it. There is always lots of sewing, laughter, and fellowship, so come join the fun!

February 12 or March 11

10am- 4pm

\$30.00



A tired farmer, oppressed by the Monday heat, sat under a walnut tree for some rest as he sat there he looked at his pumpkin vines and said to himself. "God puts big heavy pumpkins on a frail vine that has so little strength it has to lie on the ground. And then he puts small walnuts on a big tree with branches that can hold a man. Any man could do a better job than that.

Just then, a breeze dislodged a walnut from the tree under which the farmer sat, and the walnut fell on the critic's head. The old man rubbed his head ruefully and said. "It's a good thing there wasn't a pumpkin up there, instead of a walnut."

The flower that blooms in adversity is the most rare and beautiful of all.



Classes by Laura

SCRAP MANAGEMENT- SORTING, SAVING, USING


****Beginner Friendly Class****

This class for the beginner or experienced quilter will include discussion and demonstration on maintaining a "scrap stash." We will also have an opportunity to select a quilt pattern and begin working on it using our own scraps. Pick up a supply list from the store. Questions? Contact Laura at 330-466-0822 or nollettilaura@gmail.com

January 31

10am- 4pm

\$30



Classes by Cathy

THIS IS MY HAPPY PLACE

Winter Wool applique project from buttermilkbasin.com. A delightful little wall hanging or a framed picture for your sewing room. Do it in colors to match your happy place. First session is 3 hours.

January 26

10:30am- 1:30pm

\$25



NEW ARRIVALS

BULK POLYESTER BATTING (QUILT WEIGHT)

55 in. by 35 yds.

\$55 reg. **\$49.50 SALE**

96 in. by 60 yds.

\$85 reg. **\$76.50 SALE**

90 in. by 60 yds.

\$85 reg. **\$76.50 SALE**



120 in. 60 yds.

\$92 reg. **\$82.50 SALE**



WOODEN FARM TOYS

Just arrived new shipment Tractors, wagons, corn planters, combines, and more!! In red, green, and blue colors. Made to last, will not break easily.



Helen Keller writes: "Face your deficiencies and acknowledge them; but do not let them master you. Let them teach you patience, sweetness, insight. When we do the best we can, we never know what miracle is wrought in our life, or in the life of another."

Country Fabrics

6142 Ganges 5 Points Road
Shiloh, OH 44878

Inventory Sale Details Inside

CLOSED December 24 - 25, 2018

December 31, 2018 & January 1, 2019

When God's love warms our hearts, the winter never seems as cold. May the peace and joy of His love be yours through the Christmas season and beyond.

Sweet Potato Casserole

12 Servings

Ingredients

3 1/2 lb. sweet potatoes	1 1/2 tsp. salt, divided
2 cups heavy cream	1/2 cup all-purpose flour
1/8 tsp. black pepper	2 Tbsp. unsalted butter, melted
4 Tbsp. light brown sugar, divided	1/3 cup chopped hazelnuts.

Directions Peel and cut sweet potatoes into 1/8 inch thick slices, using a mandoline or a knife. Bring a large pot of water to a boil over high. Add sweet potato slices and cook until slightly softened. 3 to 4 minutes. Drain and spread in a single layer on a paper towel lined baking sheet. Let potatoes stand until cool and dry, about 20 minutes. Arrange slices, standing vertically on edges, in a lightly greased 13x9 inch broiler- proof baking dish.

Bring cream to a simmer in a medium saucepan over medium. Whisk in black pepper, 2 Tbsp. of brown sugar and 1 tsp of the salt. Cook, stirring occasionally until thickened slightly, about 10 minutes. Pour over potatoes. Cover and chill until ready to bake, up to 1 day ahead.

Stir together flour, butter, remaining 2 Tbsp. brown sugar, and remaining 1/2 tsp. salt in a small bowl. Stir in hazelnuts and set aside.

Preheat oven to 350. Remove casserole from refrigerator while oven preheats. Bake, covered, 45 minutes. Uncover and top evenly with hazelnut mixture. Return to oven and bake 15 minutes. Increase oven temperature to broil and broil until topping is golden brown, about 5 minutes. Let stand 10 minutes before serving.

Ham & Bean Soup

20 qt.

Ingredients

6 lbs. diced ham	2 cups chopped carrots
2 qt. ham broth	1 cup onions
2 T ham base	1 lb. spaghetti
1 1/2 gal. northern beans	cooked
5 qt. diced potatoes	2 qt. tomato juice
1 stack celery	Parsley if desired.
chopped	

Directions Potatoes, celery, carrots cook separately. Potato and celery water I put in soup.

Northern beans soak over night or a few hours then cook until soft. And add to rest.

Note For smaller amount divide in half. I like to make a big batch, then freeze some.