

Country Fabrics

Housewares & Gifts

~ 419-896-3785

September 2019 Newsletter

HOURS: MON., TUES., WED., FRI. 9-5;
THUR. 9-6; SAT. 9-3; CLOSED SUNDAY

SINCE 1981

Good morning!

We could never learn to be brave and patient, if there were only joy in the world...

Sounds like it's raining and this is our corn day. Harvey usually picks the corn then we will do the rest, maybe since it's raining he'll also help husk. It'll be our daughter-in-laws and the older grandchildren to help with 2 or 3 wheel barrow loads of corn. Some we cut and some we will do in creamed corn then we will each get some to put in freezers. Then later on we will have another batch coming if we get it before the coons. After the corn we are going to try and do a crock of sour kraut yet.

I have a chocolate cake and baked oatmeal in the oven and was planning to do laundry, but since it's raining I thought about our September sale coming up. Where did this summer go to? Seemed extra busy with gardening and farming in between the many rains. My garden has done very well lots of fresh vegetables, watermelons and cantaloupes are also ready to use. This time of the year it seems we just eat the garden. The moms are busy trying to fill their jars and freezers also doing school sewing before school starts. Schools are being cleaned, grass mowed, and schools painted where needed. The teachers two week school meeting classes are now over. Most likely teachers are now busy getting the classrooms ready and having their curriculum in place before school starts. Most schools start around labor day or when the teacher and parents of that district decide to start.

Last week was applesauce day, most of the apples were from our own trees. Then we added a few early gold for better flavor, in all we had 200 quarts, so one more day like that then most every one will have what they need. The older grandchildren took turns putting apples through the strainer, in what they called grandma's new tractor. They didn't have to crank anymore. We got an electric one, so that is why they enjoyed helping. Grandma doesn't need much applesauce anymore but I enjoy helping.

Pickles, peaches are all in jars, next is tomatoes most everyone does their own so I do a little pizza sauce, ketchup and juice. And I see the pear tree is loaded also concord grapes look pretty promising.

Yesterday the men had a big field of hay almost ready to bale, they were planning to do it all in small square bales for winter use. Just when they were ready to start a little shower came, it misted off and on most of the day, so they ended up doing all round bales then wet wrapped it. They knew it wouldn't help to wait as more rain was in the forecast for the next few days. Time will tell if its going to keep for them.

July 27 we were to a Burkholder reunion in Wisconsin, this time there were 870 some people registered. It was an interesting day to meet up with the cousins, aunts and uncles. So far its every five years this happens don't know how much longer this will continue. Out of the immediate family five were there and two not able to come, out of a family of fourteen children. Harvey's parents were one of those not able to attend.

Hope you all are enjoying these nice summer days, I am waiting for the beautiful fall days. The change of seasons have always been interesting to me and then the beautiful white snow that follows ☺ We are busy getting ready for the fall tent sale. We will have fabrics for everyone at discounted prices. Hoping to see you here.

Rachel & Girls

**10% DISCOUNT
STOREWIDE**

**LOTS OF
BARGAINS IN TENT**

TENT SALE

SEPTEMBER 17-21, 2019

Fabrics, Notions, Housewares, Gift items, Quilts and more!

★ In the tent specials ★

No under 1 yard cut on tent sale fabrics

45" BOLTED COTTON FABRICS
Quality quilting fabrics

\$5.⁶⁹_{-per yd}

60" FLEECE FLATFOLDS
prints & plaids

\$4.⁹⁸_{-per yd}

45" COTTON FLATFOLDS
prints & tone on tone

\$3.⁵⁰_{-per yd} NO CUT **\$3.⁹⁸_{-per yd} WE CUT**

45" FLANNEL FLATFOLDS
baby & juvenile prints

\$3.⁵⁰_{-per yd} NO CUT **\$3.⁹⁸_{-per yd} WE CUT**

DISCOUNTED QUILTS SALE WEEK PRICES ONLY

VARIETY OF SIZES, COLORS & PATTERNS.

River Rock
Forever Green
Legendary Love

The Golden Age
Feathered Star
Plus More!

HALF PRICE TABLES

50% OFF OUR REGULAR PRICES
Quilt patterns - Books - Notions, etc.

PRECUT QUILT BACKING

VARIETY OF PRINTS AND COLORS
Approx. 108" x 108"

\$26 (\$8.67 PER YARD)

58" FLANNEL FLAT FOLD

WHITE AND CREAM

\$2.⁹⁸_{-per yd} NO CUT **\$3.⁵⁰_{-per yd} WE CUT**

BUNDLES GALORE

CLEARANCE DRESS FABRICS
Prints & solids
Polycottons Polyesters

\$3.⁹⁸_{-per yd} **\$4.⁹⁸_{-per yd}**

QUILTERS SOLIDS
Variety of Colors
Approx. 3 yd x 45" bundle

\$2.²⁵_{-per yd}

108" WIDE FABRICS

White & Natural, tone on tones

\$6.⁵⁰_{-per yd} BY THE BOLT

\$7.⁵⁰_{-per yd} WE CUT

POLYESTER QUILT BATTING

PRECUT SIZES

79" x 90"= **\$7.98**

81" x 96"= **\$8.98**

96" x 108"= **\$10.98**

120" x 120"= **\$11.98**

BULK ROLLS

90" x 60 yds= **\$85.00**

96" x 60 yds= **\$85.00**

120" x 60 yds= **\$92.00**

Quilt Backing
Special

10% Discount
Sale Week

Similar to
Quilt King

**COME AND ENJOY THE DAY! WE
HAVE BARGAINS FOR EVERYONE.**

NEW BLOCK A MONTH

TARA

Designed by Linda McGibbon
for Windham Fabrics



Start date October 2019
12 month
Finished Size: 104"x 104"

REFLECTED HARMONY

Fabric & Design by
Wilmington Prints



Start date November 2019
8 months
Finished Size: 84"x 84"

CALCULATING BINDING YARDAGE

- 1) Measure all four sides of the quilt and add up the measurements.
- 2) Add 10" to #1 answer to account for piecing the strips and going around the corners of the quilt.
- 3) Divide #2 answer by the width of the fabric that you will be using (usually around 40") to determine the number of strips you will have to cut to go around the entire quilt.
- 4) Multiply #3 answer by the width of strip to be cut.

Example: Quilt measures 50" x 60".

Add up all sides of the quilt: $50+50+60+60=220$ "

Add 10" to the number above: $220+10=230$ " of binding needed

230 " divided by 40 " (width of fabric) = 5.75 strips Round up to 6 strips

6 strips x 2.5 " wide strips = 15 " = 1/2 yard

WE CARRY KWIK - SEW PATTERNS

PATTERNS FOR ALL YOUR NEEDS.

Aprons - dresses - shirts - toys - stuffed animals
table runners - diapers - dog beds - etc.

OCTOBER SAVINGS

20% OFF on all
printed fabric panels
baby, wildlife, floral, etc.

Valid October 1-31, 2019. Must present coupon.

NOVEMBER SAVINGS

10% OFF
Correlle Dinnerware sets
all styles & colors

Valid November 1-30, 2019. Must present coupon.

NEW

BIAS TAPE MAKER

2" width
Create your own
bias tapes



NEW

JERRY'S JELLYROLL JIG

Speed up your jellyroll project by
forming the batting and fabric
easily. Save time and keep your




hand from cramping.
You'll get more
consistent results,
easily! Make
Jellyroll rugs,
bowls, bags and
more!

NEW

CREATIVE GRIDS PERFECT 5 RULER

Cut an array of popular
"pre-cut" shapes from
a 5" sq. or your scraps.
Popular cuts such as
 $2\frac{1}{2}$, $3\frac{1}{2}$ or $4\frac{1}{2}$ squares.

Or create your own
charm packs!



**We will be open Labor Day,
September 2, 2019
9:00 - 3:00**

**CLOSED
Thanksgiving Day
November 28, 2019**

*Antiques: Grandma used
them. Mom threw them out.
I bought them back.*

Classes by Joanne

PAINTED CROSS

It's all about organization and fabric choices when creating this beautiful 42" x 54" wall hanging. The sample was made with batiks that graduate in color from light to dark, but it can also be made with regular cotton fabric. In this class you'll learn a variety of organization, piecing, and pressing techniques that will make this wall hanging a breeze to sew.

Friday, October 18

10am- 4pm

\$30 plus pattern






JELLY ROLL RUGS

There are a variety of Jelly Roll Rug patterns available now and in this class, you'll have the opportunity to make either the original oval rug, the rectangular rug, or the slice rug. There's no wrapping, weaving, or crocheting to make this rug. Instead, you'll just be sewing 2 1/2" fabric and batting strips together to create your beautiful rug. No matter which style of rug you choose to make, you'll need a sewing machine that can sew both a straight and zig zag stitch; and an extension table for your machine is useful to help keep the rug flat while sewing it. One of the Jelly Roll Rug patterns is required for this class.

Tuesday, October 22

10am- 4pm

\$30 plus pattern



A LITTLE BIT SHORTER TALL TREE

Give yourself an early Christmas gift and join us for this class in which you'll learn the basics of paper piecing. The pattern includes all the papers you'll need to sew two of these adorable wall hangings; and because it's easy and small, you'll be ready to celebrate well before the first snow falls.

Tuesday, November 5

10am- 4pm

\$30 plus pattern

Little Bits -



A LITTLE BIT SHORTER TALL TREE

by Cindi Edgerton

Includes tissue paper foundations to make two tree quilts.

Ornaments are not included. Use V258-Lynn's Pins to make ornaments.


CUT IT UP

This quilt can be pieced quickly and looks great no matter what fabric combination is chosen. Make it scrappy or make it more controlled, like the sample. It would look great in red, white and blue for a patriotic version and the larger size option is for a Quilt of Valor. No matter what you choose, it will be awesome! The pattern includes multiple size options, which make it perfect for gift giving. This is a layer cake friendly quilt.

Saturday, November 16

9:30am- 2:30pm

\$30 plus pattern



SIT AND SEW - BYOP (Bring Your Own Project)

Bring a project (or two) of your own choosing and get some serious work done on it. There is always lots of sewing, laughter, and fellowship, so come join the fun!

Monday, October 21 or Monday, November 18

10am- 4pm

\$30

Try to be a rainbow in someone else's cloud.




Classes by Laura


REVERSIBLE TREE SKIRT Beginner Friendly

This fun tree skirt would make a lovely gift or enhance your own celebration. Learn to use a wedge ruler and make a beautiful project at the same time. For beginners or experienced sew-ers. No quilting required.

Thursday, September 26 **10am- 4pm** **\$30**



Side one




Side two

ONE BLOCK WONDER Beginner Friendly

Join us for a fun time creating hexagons from a large print fabric to make a table topper, quilt or other project. This technique allows you to make a one of a kind project. Beginner friendl- NO Y-seams.

Thursday, October 4
10am- 4pm **\$30**



ONE BLOCK WONDER ADVANCED!

This class is for those who would like to enhance their One Block Wonder quilts with cubes- interlocking, stand alone, inverted or original designs. You must be familiar with the One Block Wonder process for this class.

Monday, November 4
10am- 4pm **\$30**



Prime the Pump

One day, a man was lost in a desert without water, but he saw an old makeshift structure. He knew he couldn't make it much longer, so he got to the covering as fast as his worn-out legs could carry him. To his surprise, inside he found a jar of pure looking water. This jar was on the floor next to a pump.

Filled with relief, he walked over to the jar to quench his overbearing thirst. As he reached down to pick up the jar of water, though, he noticed a sign. The sign read, "Use this water to prime the pump. When you have gotten as much water as you need, refill the jar, and leave it for the next person who will pass this way."

This man suddenly found himself on the horns of a dilemma because he was so thirsty that he was close to dehydration. What if he followed the directions on the sign and there was no water in the well? What if he poured out all of the water he now held in his hand and got nothing in return? Was that worth the risk to even try? The man had to make a decision to either fill himself now, or pour out what he had and take the chance that deep down there was so much more. The man made the choice to prime the pump.

It was a good choice because the water flowed freely. He drank to his delight and collected enough water to take him on his journey. Before he left, he filled the jar and placed it next to the note. Under the words of the note, he wrote, "Trust me. It works!"


Giving to others in our horizontal relationship with them is a method of priming the pump of God's vertical blessings in our lives. You have a choice. You can take the little that God has given you now and consume it for yourself. Or you can use it to prime something that's got so much more.

The choice hinges on whether you believe God's Word that if you give, it will be given to you. Oh, and trust me, it works (Luke 6:38)



Country Fabrics

6142 Ganges 5 Points Road
Shiloh, OH 44878



**TENT SALE DETAILS ENCLOSED
SEPTEMBER 17-21, 2019**

Salsa

Ingredients

14 c. chopped tomatoes (peel)
3 c. chopped onions
1 1/2 c. hot peppers (optional)
3 Tbsp. salt
1 Tbsp. black pepper
1 Tbsp. chili powder
1 1/2 tsp. cumin ground
7 Tbsp. clear gel
1/2 c. cider vinegar
1 1/2 tsp. garlic powder
1 c. tomato sauce

Directions Mix all together. Put in jars. Cold Pack 1 1/2 hours. Makes approximately 10 pt.

Japanese Chicken

Ingredients

3 lb. boneless, skinless chicken thighs
1 c. flour

1 tsp. garlic powder
1 tsp. seasoned salt
1 tsp. paprika

1 c. sugar
1/2 c. boiling water
1/2 c. vinegar
3 Tbsp. soy sauce
1/2 tsp. salt

Directions Dip chicken in flour. Fry each side until browned. Place chicken in a 9"x13" baking dish. Combine garlic powder, seasoned salt and paprika. Sprinkle seasonings over chicken. Stir together sugar, boiling water, vinegar, soy sauce and salt until sugar is dissolved. Pour over chicken. Bake uncovered at 350° for 1 hour.

HERE ARE A FEW LOCAL PLACES TO EAT

SMOKEY RANGE RESTAURANT

1921 Free Road,
Shiloh, OH 44878
419-896-3287
3 Miles North

OLIVESBURG GENERAL STORE

4778 St. Rt. 545
Ashland, OH 44805
419-289-7548
7 Miles East

FIVE POINTS COUNTRY MARKET

3369 St. Rt. 13
Mansfield, OH 44903
419-526-3663
7 Miles South

SHILOH MEDICAL SERVICES, LLC

Urgent Care Now open
Monday - Saturday, Closed Wednesday.

Chad A. Kaufman, PA-C
5748 St. Rt. 13 N.
Greenwich, OH 44837
419-908-8003