



December 2019 Newsletter

HOURS: MON., TUES., WED., FRI. 9-5;
THUR. 9-6; SAT. 9-3; CLOSED SUNDAY

SINCE 1981

Good morning!

I hear the train clearly in the distance so maybe it will be another cloudy day. But I will not complain as we had a beautiful, longer fall than usual. Garden is cleaned out and seeded with oats, its starting to look pretty green with all the new sprouts coming up, then the strawberry patches each got a nice amount of composted manure to help keep them over the winter. The flower bulbs are all dug and put in the basement, also I am trying to save the elephant ear roots, we will see if it works this time. It was taller than me with leaves larger than I had ever seen must have been the perfect summer for them. Apple trees were just loaded this year again so all the late apples were pressed into cider.

Men have all the crops off and corn fodder baled, some bales are still out in the fields to be picked up and put closer to the barn or inside whatever they have room for so its easier to get to when winter sets in. Corn fodder bales are used for cattle bedding over the winter when they can't go out to pasture. This week quite a few cattle will be loaded and sounds like they are going to a feed lot in Iowa where they will be finished out for slaughter.

Thanksgiving is here, we have lots to be thankful for since the harvest is past and just before cold weather sets in, a day was set aside for thanks to our Lord and Savior.

We and four other couples were invited to a friend's daughter's wedding in Canada the day before Thanksgiving so we will eat our turkey and duck (a family favorite) that following Sunday. We will get together at daughter, Marnita- Eric and little Toby's house. Toby is almost two and loves to repeat what we say. They just recently moved about a mile from the store and are still trying to get settled. Since they have plenty of room they will open up their house and the rest from around here will bring the food. Wilson has a few Muscovy ducks running around and Harvey was watching them a while already for the Thanksgiving meal. So now mom will dress and fix that part of the meal. One of the boys will grill the turkey then we'll have mashed potatoes, gravy, dressing, cranberry sauce, vegetables, pumpkin and mince pie and ice cream.

We spent a few very interesting days in Pennsylvania when Harvey's parents had a sale to get rid of all their belongings they did not need when moving out to Ohio a year ago.

All the children were there and some of the grandchildren who could come. Guess what Harvey bought for me? A rooster! But this one will not wake me in the wee hours of the morning. Its a wooden rooster that holds spools of thread and is nicely painted. I will have a nesting place for him somewhere in the fabric shop. Harvey still remembers playing with mom's spools of thread until she discovered it. That wooden rooster must have been a common thing to have, as I remember my mom had one and hers also had a place to put a scissors. Lots of things had memories for the children. Two of the higher priced items, one was a Zimmerman "Freindschoft" family history book which brought \$500. It is a big book about four inches thick and traces family back to the early 1700's till 1988.



Then a nice sized wooden barn grandpa had built years ago for his children. It had stalls inside and half of the roof opened up and was nicely painted, this brought \$800. So now another chapter is closed in life, no more going home to mom and dads with a table spread with a holiday feast. They are living next door to the store and with the six of us children we each have one day per week as caregivers.

Newest grand baby Janet was born to son Wilson- Mabel on November 1, 2019 which is now number 28. She is welcomed by two brothers and one sister. I do remember all their names. ☺ We'll not mention the birth dates.

Fabric salesmen are showing new lines of fabric for the coming year. Fabric will start coming after New Year, new lines of Christmas are ordered and will come between May and July of 2020.

He came not to a throne, but to a manger. He lived not as a king, but as a servant. He chose not a kingdom, but a cross. He gave not just a little, but everything. Wishing you a Merry Christmas and a Happy New Year.

Rachel & Girls

INVENTORY REDUCTION

Sale

December 26-28, 2019

3 DAY
SALE

10% OFF all fabrics
10% OFF socks & tights, mens,
ladies & children
20% OFF quilt batting

in stock items only

Helpful Info

HAND SEWING NEEDLE SIZE

The needle size refers to how fine or thin a needle is.
The larger the needle size, the smaller the needle and eye will be.

Sharps are standard sewing needles.

Betweens are shorter needles used for hand quilting

Helpful Info

MACHINE SEWING NEEDLE SIZE

Machine sewing needles are measured
in two standards - European and English.

European Size: 70, 80, 90, etc.

English Size: 10, 12, 14, etc.

The sizes are often shown together -
70/10, 80/12, 90/14

The **larger the number**, the
larger the needle.

LAST MINUTE GIFT IDEAS

Sewing
Basket



Polish
pottery



Fabric
Precuts



Cookware sets &
Open Stock kettles



Gift certificates | Handwoven Rugs | Wooden Toys | Primitives
Sewing Notions | Fabrics | Kitchen Items | Options are endless 😊

SIMPLIFY YOUR CHRISTMAS CLEANUP - ROASTER LINERS



Easy clean up, no soaking, no scrubbing.
Foil and plastic, electric roaster liners.
Oven ham and turkey bags. Slow cooker
and crock pot liners.

**YOU KNOW YOU'RE A QUILTER WHEN THE ONLY SCRAPS
UNDER YOUR DINING ROOM TABLE ARE FABRIC!**

Helpful Info

THREAD SIZE

Thread size refers to the thickness of the thread.
The **lower the number**, the **heavier/thicker** the thread.

ANNIVERSARY SALE DATES

March 17 -21, 2020

Mark your Calendars

NEW BLOCK A MONTH

HARMONY


Finished Size: 96"x 107"



9 month program
Beginning February 2020
Featuring Night Rivera by Nancy
Rink Designs
Studio 37 Fabrics

WOODLAND GETAWAY

Finished Size: 56"x 68"




6 month program
Beginning May 2020
Designed By Cindy Staub
Marcus Fabrics

HOLIDAY HOURS

DECEMBER 24: 9:00- 3:00
DECEMBER 25: CLOSED
DECEMBER 31: 9:00-3:00
JANUARY 1: CLOSED



MAGIC CLIPS

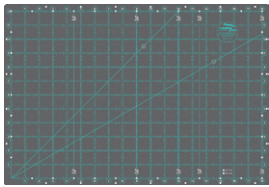


The clip you can sew right over! Precise sewing, no need to remove clips. Precise markings 1/4" increments. Opens wide & lays flat for easy use. Clip fits under sewing foot. Made with surgical grade stainless steel. Extra small clip, 12 clips per card. 1-1/2in L x 1/2in W x 1/2in H.



CREATIVE GRIDS CUTTING MATS

Available in 4 sizes



The Creative Grids Rotary Cutting Mat is double-sided. One side features one-inch grids with eight

inch markings over the entire surface. All numbers are printed outside of the grid area, so they are always visible. The other side is designed to use with the Creative Grids Stripology series of rulers. Line up the fabric and rulers on the spaced horizontal half inch grid lines.



NON-TOXIC INK & STAIN REMOVER

Available in wipes & liquid



Rated #1 by leading consumer magazine. Removes ALL inks, including Sharpie, and food, grease, grass, clay, sap, tar, and other difficult stains. Non toxic soap formula - safe to use on skin, surfaces, and all fabrics.



MAGIC PINS

Extra Fine Patchwork


Fine Quilting Pin



They have comfort grip head that make picking up & maintaining a grip on the pin easy. They are also heat resistant heads.



MAGICAL THREAD EASY



Needle threader with magnifier and light.



WONDER GRIP THIMBLE

Soft & Flexible, Textured surfaces for firm grip. Ridge & dimples keeps need from slipping. One size fits most. Fits right or left hand.



ROTARY BLADE GUARDS



Improve the safety of your rotary cutters without sacrificing functionality. Works with Olfa 45mm RTY32DX

2020 CALENDARS

We are handing out 2020 calendars. Ask for yours on your next visit. **while supplies lasts**

The happiness of your life depends on the quality of your thoughts.

Classes by Joanne

THROUGH THE WOODS

This adorable quilt is a great introduction to paper piecing! The no waste cutting and simple piecing methods are not only easy to follow, but they make constructing this quilt very efficient and quick.

Thursday, January 23

10am- 4pm

\$30 plus pattern



ARGYLE

This is not your typical 4-patch, and there are no long strips of sashing to join when assembling this quilt. The fabrics used in the sample make this quilt look quite masculine, but change up the colors and fabrics to make this a great quilt for a woman or child too.

Thursday, February 6

10am- 4pm

\$30 plus pattern



FLOATING PEAKS Beginner Friendly

This beginner-friendly table runner brings a bold geometric design to your table decorations. Whether you use fat eighths, 10" squares, or fat quarters, you will end up with points that float and are perfect every time. So, grab some fabric in your favorite colorways and join us for this awesome class.

Saturday, March 28

9:30am- 2:30pm

\$30 plus pattern



SIT AND SEW - BYOP (Bring Your Own Project)

Bring a project (or two) of your own choosing and get some serious work done on it. There is always lots of sewing, laughter, and fellowship, so come join the fun!

Monday, January 27 or Tuesday, February 11 or Thursday, March 12

10am- 4pm \$30

Some people, no matter how old they are, never lose their beauty. They merely move it from their face to their heart.

Must present coupon.
Valid December 1-31, 2019.

DECEMBER SAVINGS

Polish Pottery

Save \$10

w/ purchase of \$50.00
or more of pottery

Must present coupon.
Valid January 1-31, 2020.

JANUARY SAVINGS

15% OFF

Fabric of your choice
Limit- 2 cuts

excludes extra wide and pre-cut bundles

Must present coupon.
Valid February 1-29, 2020.

FEBRUARY SAVINGS

15% OFF

extra wide quilt backing
90"- 108"- 120"
Limit 2 cuts

Classes by Laura

DRESDEN DELIGHT

This fun project can be made in any size from table topper to king size quilt. Come and learn to use a 30 degree wedge ruler to make these beautiful blocks. Beginners to experienced quilters will enjoy this class.

Friday, January 10 9:30am- 4pm

\$30 plus Creative Grids 30 degree wedge ruler.



MARDI GRAS

Join in the fun as we learn to paper piece to create this vibrant star. This wall hanging is much simpler than it looks- join the class to find out the secret.

Wednesday, January 15 9:30am- 4pm

\$30 plus pattern (papers included)



Choose *Kindness* at school, work & play

My daughter starts middle school tomorrow. We've decorated her locker, bought new uniforms, even surprised her with a new backpack. But tonight just before bed, we did another pre-middle school task that is far more important than the others. I gave her a tube of toothpaste and asked her to squirt it out onto a plate. When she finished, I calmly asked her to put all the toothpaste back in the tube. She began exclaiming things like "But I can't!" and "It won't be like it was before!" I quietly waited for her to finish and then said the following.

"You will remember this plate of toothpaste for the rest of your life. Your words have the power of life or death. As you go into middle school, you are about to see just how much weight your words carry. You are going to have the opportunity to use

*When others
are misusing their
words, guard your
words.*

your words to hurt, demean, slander and wound others. You are also going to have the opportunity to use your words to heal, encourage, inspire and love others. You will occasionally make the wrong choice; **I can think of three times this week I have used my own words carelessly and caused harm.** Just like this toothpaste, once the words leave your mouth, you can't take them back. Use your words carefully, Breonna. **When others are misusing their words, guard your words.** Make the choice every morning that life-giving words will come out of your mouth. Decide tonight that you are going to be a life-giver in middle school. Be known for your gentleness and compassion. Use your life to give life to a world that so desperately needs it. **You will never, ever regret choosing kindness."**

Country Fabrics

6142 Ganges 5 Points Road
Shiloh, OH 44878

The world would be a better place if everyone were as good as he wishes his neighbor was.

Apple Cider Punch

Ingredients

1 cup fresh cranberries
1/3 cup water
1/2 cup sugar
4 cups apple cider chilled

2 cups Ginger Ale chilled
2 Tbsp. lemon juice
2 cups cranberry juice
crushed ice.

Directions In a small sauce pan, boil the cranberries and water for 2 to 3 minutes until cranberries pop and split. Remove from heat, stir in sugar. Let cool. Mix with rest of ingredients serve in cups with the crushed ice.

Dressing

Ingredients

1 cup chopped celery
12 cup bread
1 1/2 tsp. poultry seasoning
1/2 tsp. salt
1/8 tsp. pepper
1/4 cup butter
1/2 cup onion (scant)

2 eggs beaten
2 Tbsp. parsley
1 1/2 cup chicken broth

Directions Cube bread and let dry for a day. Saute onion and celery in butter until soft. Add remaining ingredients. Bake for 1 hour at 300 degrees covered, then 15 minutes uncovered. When ready to serve, drizzle with gravy and top with freshly sliced and fried mushrooms. Delicious! Can be pre fried the day before with lots of butter. Heat in roaster 1 hour before serving.

Cranberry Sauce

Ingredients

1 pk. red jello
1 cup hot water
1 qt. cranberries
3 apples
1 small can pineapples
1 cup sugar

Directions Mix together the jello and hot water. Grind or blend cranberries, apples and pineapples. When the jello and water are cool add the cranberry, apple and pineapple mixture. Then add sugar. Chill in refrigerator, ready to serve. Can also be put in a mold before its chilled.

