

Country Fabrics

Housewares & Gifts

~ 419-896-3785

June - Aug. 2017 Newsletter

hours: mon., tues., wed., fri. 9-5;
thur. 9-7; sat. 9-3; closed Sunday

SINCE 1981

Hello from Country Fabrics,

Looks like rain this morning, guess rain is in the forecast. We are back to mowing lawn even though it seems we had just put the mowers away. Gardens are looking good even though it's kind of hard to get tilling done in between the many rains we were having lately. With Harvey's help, we got everything tilled and potatoes ridged last night. Now I am ready to mulch between rows. I use old leaves from last year and really like it. Less weed pulling. I'd like to plant a few watermelons and cantaloupes yet before it rains. We will have no field melons this year and I already know we are going to miss them. Wonder how we would have done it as it seems we are busy as is.



Men are busy logging and building more fences at their other farm. I think fences are about finished and grass is way deep, maybe they'll have to make a cutting hay before turning cattle to pasture. While making fences they have met up with many interesting new neighbors. Harvey just fixed a spring fed water trough which will supply fresh water for the cattle all summer. Sounds like he was pretty excited about all the clear fresh water. Later on he has another spring he'd like to do the same.

Trees they are cutting are ash and beech. I never heard how many, but sounds like quite a few. An old friend, Abe Raber from Ashland, set up his portable saw and comes every other day sawing lumber with the mens help. With the 15 mile distance it works out nice every other day and gives his horse a break. And since he's a farmer, he needs those days off too.

The ash trees are all sawed to boarding lumber and the beech is for replacing a few barn floors. Abe will also cut a few elm trees to use for wagon tongues and save some number one ash boards to use for buggy boxes for the Amish Community. Two of the barns, they took out the old thrasher floors what was left, that will go for salvage lumber. Then replace floors with two layers of 1" beech boards. The largest ash tree they cut was 150 years old according to the rings they counted. The main log they sawed was 32, 2in x 8inx 16ft peices. As the saying goes large trees grow were there is fertile soil.



Yesterday they were seeding new pasture land with oat, clover, and grass mix. The oats are only to protect the young tender clover, grass plants until it has established a healthy root. Some of the land they had done last year did not survive the winter so they reseeded.



Congratulations to Lynelle and Steven! We were guests at their wedding May 18th. Quite a few of you probably remember her after approximately 5 years working here. They had a beautiful day, kind of windy though. Had a very delicious full course meal. We went home after lunch. Then Marnita and husband could go for supper. The youth usually also stay for supper. Lynelle and her husband live approximately 6 miles north from here and she will no longer be working here.

NOTICE to the lady who had contacted us about missing pieces to her bali wedding star kit from our March sale. Please contact us. We misplaced your phone number. Thank you.

Sending love and best wishes. May God bless you richly!

ROW BY ROW EXPERIENCE

2017

On The Go!

The 2017 Row by Row theme is "On the Go" and Country Fabrics is ready! We've created a colorful and whimsical row that contains both pieced and applique sections.



It's almost time! Get ready! Get set! Go!


The game is the same... and keeps getting better!

Between June 21 and Sept. 5 2017, visit any of the participating shops and receive a free pattern for a row quilt (limit one per person, walk-in customers only please). Combine your rows in any way to create a unique quilt that represents the fun you had traveling to the stores. Travel with friends, discover new quilt shops and have fun collecting rows! There will be kits of our row available for purchase.

Win a prize!

Create a quilt using at least 8 different 2017 rows from 8 different 2017 participating Row by Row shops and be the first to bring it into a participating shop to win a stack of 25 fat quarters (6-1/4 yards of fabric). Use that shop's row in your quilt and win a bonus prize! Completed quilts must be quilted, bound, and labeled; and they can be submitted for prizes between June 21 and Oct. 31, 2017.

To find out which shops are participating and to get more information, go to: <http://www.rowbyrowexperience.com/>



BLOCK-OF-THE-MONTH

Legendary Loves

Featuring the Legendary Love Collection
By Nancy Gene

New Beginning September

Windham Fabrics



Tent Sale

Dates Coming Up

Sept 19-23rd

Mark your calendars

More information next newsletter.

Diaper Making Supplies

NEW

Boutique Snaps

The perfect closure for a wide variety of diaper designs. They can also be used for apparel and baby accessories.

NEW

Boutique Snap pliers

Easily and quickly apply fashionable and durable plastic "no rust" snaps to projects. The perfect DIY tool for diaper making and the apparel seamstress. **Easy to use!**



PUL Waterproof Fabrics

A polyurithane laminated fabric that is the perfect choice for diaper-making moms and everyone desiring to make adorable diaper covers and accessories. Durable and safe for baby. Available in white and 5 designs.

100% Cotton, 36" wide diaper flannel

"Make your own cloth diaper"

Also Available: Diaper pins and waterproof diaper pants

THE BEE THAT GETS THE HONEY
DOESN'T HANG AROUND THE HIVE
ALL DAY

TOO OFTEN WE UNDERESTIMATE THE POWER OF A TOUCH,
A SMILE, A KIND WORD, A LISTENING EAR. AN HONEST
COMPLIMENT OR THE SMALLEST ACT OF CARING ALL OF
WHICH HAVE THE POTENTIAL TO TURN A LIFE AROUND

MOUNTAIN CLIMBERS ALWAYS
HELP EACH OTHER

CHRISTMAS



in

July

JULY 17-22, 2017

20% DISCOUNT

Christmas Fabrics • Christmas Precuts and Kits • Christmas Cards • Plus all Batik Fabrics in Stock

NEW

Elizabeth Hartman Patterns


Awesome Ocean



BJorn Bear



Dogs in Sweater's



Fancy Forest



And to make the pattern easier we have Kona Cotton fat-quarter bundle with 25 assorted ray of colors!

NEW

Tim Holtz Titanium Sissors

9.5"



5"



Resistant to Rust and Corrosion. High Durability Titanium Coated blades. Micro serrated edge for controlled cutting. 9.5" scissor is excellent for cutting all types of craft materials including sheet rubber and vinyl

Hopeful Hatchings Pattern

Each of the 10 baby animals included in this book will fit inside a Zipper Egg, so pick your favorite! From birds to turtles to dragons, whoever hatches from your egg is sure to bring a smile to your face.



Jumbo Ric Rac

1 3/8" wide

- Available in 20 colors sold by the yard



NEW

6 Player Croquet Set

Made in the USA

- Hardwood mallets w/ rubber caps
 - 9 White powder coated wickets
 - 6 solid color Poli-Resin balls
- All on a solid hard wood stand

NEW

Home Dec. Fabric Cotton/Flax Blend

-Heavier fabric perfect for pillows, totes, curtains and many more uses.

11 prints to choose from!

JUNE SAVINGS

\$5 off Purchase of \$30 or more

Valid June 1st - 31st 2017

1 coupon per customer
Must present coupon

JULY SAVINGS

15% OFF all Dress Fabrics

100% Polyester and Poly-Cotton

Valid July 1st - 31st 2017

Must present coupon - 1 coupon per customer

AUGUST SAVINGS

20% OFF all Quilting Rulers

Any name brand (in stock only)

Valid August 1st - 31st 2017

1 coupon per customer

Classes by Karen Conley – Certified Judy Niemeyer Instructor

CLAMSHELL

Another great classic design updated by Judy Niemeyer using paper piecing techniques. The clamshell is split into right and left halves allowing you to join the blocks into vertical columns. All points are floating for easier construction. A small accent strip, cut on the bias, is added using curved paper piecing techniques. The sashing between columns eliminates matching and bulk from stacked seams.

No prior paper piecing experience required. Excellent for all skill levels. First session is clamshell construction, while second is sashing and borders.

Judy's sample on the pattern cover uses fifteen clamshell fabrics, one sashing and six backgrounds. My sample uses 27 clamshell fabrics, one sashing and one background – very scrappy! Finished size is 62" x 76", but can be enlarged.



Wednesdays, July 26th AND August 9th, 10am-4pm, \$50

Classes by Cathy

STARS WOOL QUILTING

It's amazing how one simple repeated block can make such a stunning quilt! This quilt can be made of all wool or wool with a flannel background. Simple pattern and great for beginners.



Saturday, August 19th, 10:30-12:30, \$20

BEGINNING CROCHET II

Crochet an afghan for yourself or get started on an early Christmas gift. In this class we will be using single and double crochet and skipping stitches to make a simple afghan and explore 2 ways to finish it.



Thursday, August 24th, 4-6pm, \$20

BALTIMORE ALBUM

The ultimate Antebellum quilt! Come take a historical quilt journey and create a masterpiece! It is easier than you think! Learn needle turn and freezer paper applique, a variety of flower techniques, ink work and shading, and lots of other embellishment techniques. This is a twelve session class with Elly Sienkiewicz's Book "Beloved Baltimore Album quilts" as our guide.



Saturday, June 10th, July 8th, August 12th, 10:30-1:30, \$20 per session

BEGINNING APPLIQUE QUILTED PICTURE

This 12"x12" applique block can be finished as a wall hanging or framed for a wonderful accent for your home. This class is designed to teach the basics of needle turn applique.



Thursday, July 20th, 4-7pm, \$25

JUST QUILTING

So you finished that quilt top, now what? This class will teach you how to hand quilt it by making a pillow top. From marking the top, basting, and layering, the quilting stitch and Tennessee Waddling, you'll learn everything you need to know how to do any size quilt.



Thursday, June 22nd, 4-6pm, \$20

FLAGS OF THE AMERICAN REVOLUTION

Unsung and unknown, men and women patriots of the American Revolution stitched stripes and stars and patches together to create symbols of freedom and carried them into battle. In a new block of the month class, we will replicate these flags and sew them into a stunning quilt any American patriot would be proud to display!



Saturday, June 24th, 10:30-2:30, July 22nd, 10:30-1:30, August 26th, 10:30-1:30, \$22 per session

*The best and most beautiful things in the world cannot be seen or touched,
but are felt with the heart!*

Classes by Joanne

FAITH, HOPE LOVE

Celebrate your belief in Faith, Hope, and Love with this simple 42" x 21" wall hanging. (Or make three individual wall hangings that measure 14" x 21" each.) In this class, you'll learn how to cut out the shapes and machine applique them to the background as well as how to layer and quilt these beautiful wall hangings.



Saturday, June 17th, 10am-2:30pm, \$30.00 plus pattern

POP UPS

****MULTIPLE SIZE OPTIONS****

These Pop Up containers are just plain fun! The containers are made with a specially formed wire that springs back into shape every time. You'll want to make a bunch of these for all around the house!



**Tuesday, June 27th, 10am-3pm
\$30 plus pattern and frame**

MONDO BAG

THE BAG TO END ALL BAGS!

Have you ever said, "If only I had room in my bag for one more thing"? If so, this bag is for you! Using the QuiltSmart grid interfacing technique for easy construction, you'll have a bag that is not only roomy and comfortable, but you'll have perfectly-matched seams too. (2 1/2" or 5" squares are used to make the patchwork.) The bag bottom measures approximately 10" square and the sides are about 17" tall.



Tuesday, July 11th, 10am-3pm, \$30 plus pattern/interfacing pack

SIT AND SEW - BYOP (BRING YOUR OWN PROJECT)

Bring a project (or two) of your own choosing and get some serious work done on it. There is always lots of sewing, laughter, and fellowship so come join the fun!

Tuesday, July 18th OR Wednesday, August 2nd, 10am-4pm, \$30

Classes by Laura

IMPATIENS PLACEMATS

Quiltworx Impatiens placemats pattern is a paper-pieced beauty. It is fat quarter friendly so you can use some of your stash! This is a good pattern to learn paper piecing and make a small project.




Thursday, July 13th, 9:30am-4pm \$30 plus pattern and fabric

SIMPLE STRIPS

****BEGINNER & KID-FRIENDLY PROJECT****

This 2-part class is perfect for a beginner or someone who wants a refresher on rotary cutting, sewing a consistent 1/4" seam allowance, and basic pressing skills. There are two layout options for this quilt and both look great and are easy to do! Twenty 2 1/2" strips and 1 1/2 yard of background fabric is all that's needed to make this 48" x 60" quilt! Why not get a full jelly roll (40 strips) and 3 yards of background fabric and make one large or two small quilts?



Wednesdays, July 12th AND July 19th 10am-3pm, \$35 plus pattern

STRAIGHT & EASY TABLE RUNNER AND PLACE MATS

These fabulous projects can be made from yardage, scraps, or pre-cuts and are a breeze to whip up for yourself or for when you need a quick gift. The pattern is written to use pre-cut 1 1/2" strips, but instructions will also be provided to use 2 1/2" strips. These table runners and place mats look awesome in any fabric combination, so let your imagination run wild and create a usable work of art.



Saturday, July 29th, 10am-2:30pm, \$30 plus pattern

THE WAVE


Take the fear out of curved piecing with this fast and simple approach! The easy to follow instructions will give you the ability to create a fail proof block which means that you'll have a great looking quilt in no time at all. Don't want to make a patriotic quilt? The Original Beach Crawl pattern uses the same technique, but includes the layout and applique to create an adorable sea turtle themed quilt.

Saturday, August 5th, 10am-2:30pm, \$30 plus pattern

ONE BLOCK WONDER

This fun pattern is beginner friendly! Use one large scale printed fabric to make a beautiful, one of a kind quilt. You will need to bring a 60 degree triangle ruler.

**Tuesday, August 22nd, 10am-3pm
\$30 plus One Block Wonder book by
Maxine Rosenthal**



Country Fabrics

6142 Ganges 5 Points Road
Shiloh, OH 44878

Life is Like a Quilt

Life is like a patchwork quilt, and each little patch is a day. Some patches are rosy, happy and bright, and some are dark and gray. But each little patch, as its fitted in and sewn to keep it together, makes a finished block in this life of ours, filled with sun and rainy weather. So let me work on life's patchwork quilt, through the rainy days and the sun, trusting that when I have finished my block, the master may say, **Well Done.**

Chunky Ham and Cheese Soup

Ingredients

2 cups water	1/4 tsp. pepper
2 cups peeled, diced potatoes	1 cup fully cooked, cubed ham
1/2 cup diced carrots	1/4 cup butter
1/2 cup chopped celery	1/4 cup all-purpose flour
1/4 cup chopped onion	2 cup milk
1 1/2 tsp. salt	2 cup shredded Cheddar cheese

Directions

In a large soup kettle combine first seven ingredients, bring to a boil. Reduce heat, simmer, covered, until vegetables are tender. Add ham. In a saucepan melt butter and stir in flour until smooth. Gradually add milk. Bring to a boil, cook and stir for 2 minutes. Stir in cheese until melted. Add soup and serve.
Yield: 6 to 8 servings.

Mom's Tea

Ingredients

15 quarts water
20 Lipton tea/ Iced tea bags
120 sprigs spearmint leaf tea
12 cups sugar
3 cups lemon juice

Directions

Bring water to a boil. Add tea bags and leaf tea. Allow to brew for 1/2 hour. Add sugar and lemon juice. Reheat to a boil and pour into quart jars; turn upside down to seal. When ready to use, add water to whatever strength of tea you like.
This is a must have beverage in the summer for us! Enjoy!