

Country Fabrics

Fabrics • Notions • Housewares • Gifts

June-August 2022 Newsletter

SINCE 1981

(419) 896-3785

HOURS: MONDAY-FRIDAY 9-5;
SATURDAY 9-3; CLOSED SUNDAY

Hello Readers,

What a beautiful time of year. This is Sunday afternoon. We were to church and now are spending a relaxing afternoon at home.

I will have a silent visit with you all. Harvey is snoozing away on his recliner while I try to fill this sheet and listen to the birds. This week we were having fun doing outside work. I have all my flower beds done and most of the garden is planted except watermelons, pickles, and sweet potatoes, etc. Then in a few weeks the rest of the garden goes into sweet corn for whoever needs it. Eric and Marnita share the garden with us so we work together and also share the veggies. That means we have little hands trying to help plant. It brought back memories of when our children were small. I guess that's why most of our children at one point had a little garden of their own, then when the weeds came it was also theirs. Some of them kept their garden nicely hoed and others decided it was too much work, so that's when I helped them a little. Toby (4) and Liz (2) were all fingers until Eric started to grill supper, so Marnita and I quickly finished the planting.



This week will be an interesting week. Part of the house, what used to be in our old store years ago, we turned into a small living quarters a while back. Now a school teacher from Pennsylvania lives here during the school terms, then in the summer months it is a bed and breakfast for van drivers or people coming to the area for weddings and funerals. I do not serve them, I just make sure there is food in their fridge; fruit, milk, juice, usually an egg casserole for them to bake, also coffee and cereal so they can take care of themselves. On Wednesday night, four couples from Pennsylvania will use all 4 bedrooms and 1 couch. They are invited to a wedding the next day. Then, for the Saturday wedding, this group is out of Michigan and will be here 2 nights for bed and breakfast. Harvey always likes to light his candle (as he says), so he has his campfire going behind the house on those evenings. Most times these camp chairs are used before they go to bed. When the children were still small, I used to say to Harvey "once our children are grown and I am older, I'd like to do bed and breakfast," but I'm not sure if this is the age I then had in mind or not.

This is our night and tomorrow to spend at Daudy's. We'd like to be there earlier as tonight the Mark Weaver family will come and sing some hymns for Daudy. Our employee, Karen, is one of them. Some of you probably remember her from the store.

It's now a year since my hospital stay last year. It's so nice to be home to enjoy my garden and do my own housework and all that goes with it.

Tomorrow, eight years ago, was my Dad's funeral. He passed one day before his 93rd birthday.

Monday morning - First of all thanks to the Weaver family for all the effort put into singing for Daudy. He seemed to enjoy every minute. Also, thanks to their well-behaved grandchildren, I believe I counted 13.

Harvey got up earlier than usual as he has quite a bit of compost to bag to fill today's orders. The boys are planting corn and building more fences as the grass is getting tall and fences are not all ready yet for cattle. First cutting of hay will be ready once the weather look promising, the grass is over waist high.

First great-grandchild for Harvey and I - a little girl, Jessenia, 7 lbs., 7 oz. - was born on May 18, 2022, welcomed by Johnny Ray and Janice Zimmerman.

"He who sows courtesy, reaps friends. He who plants kindness, reaps love."

Rachel & Girls



The Story of the Two Wolves

An old Cherokee is teaching his grandson about life. The grandson had been bullied by some peers and he was angry and upset, telling his grandfather *"I will make them pay someday"*.

The grandfather told him: *"A fight is going on inside me,"* he said to the boy. *"It is a terrible fight and it is between two wolves. One is evil - he is anger, envy, sorrow, regret, greed, arrogance, self-pity, guilt, resentment, inferiority, lies, false pride, superiority, and ego."*

He continued, *"The other is good - he is joy, peace, love, hope, serenity, humility, kindness, benevolence, empathy, generosity, truth, compassion, and faith. The same fight is going on inside you - and inside every other person, too."*

The grandson thought about it for a minute and then asked the grandfather, *"Which wolf will win?"*

The old Cherokee simply replied, *"The one you feed."*

NEW!

CREATIVE GRIDS ROTARY CUTTER & BLADES




The metal body adds weight to the cutter so less pressure is required when cutting fabric. The cushioned, comfort grip is designed to fit your hand, reducing slips & muscle fatigue.

When button is in the center, the guard fully protects the blade when not in use. Move button a quarter circle to left or right to expose the blade for right/left handed users.

To replace the blade, simply pull down on the tab to release it & add a new blade - a one step process.

Comes in a protective zippered case.



Designed to work with the Creative Grids Rotary Cutter - fits most other 45mm rotary cutters. Carbide Steel blades are sharp & durable.

NEW!

CHENILLE-IT

Stitch it. Wash it. You're Done.




Place Blooming Bias® strip onto fabric surface wherever you want a chenille accent. Sew down the center of strip with straight stitch. Machine wash or spray with water & rub with stiff brush to fray threads. Perfect to finish edges of a "rag quilt" without the work & extra layers of fabric.

NEW!

CRINKLE MATERIAL

Commercial strength, high quality material made specifically for use in baby and pet toys. Designed to be washed, dried, & played with extensively. Produces a loud & distinctive crinkle sound that's pleasing to children & pets.



RESTORATION

Excellent for antique linens. Removes most stains (coffee, blood, tea, grape juice, wine, ketchup & more). Removes mystery spots & yellowing caused by water damage, age, UV rays & fold lines. Will not leave residue or harm fibers. Can be used on most textiles. No odor, contains no chlorine.



NEW!

BETTY BRIDGE SUPREME

A replaceable material that bridges over the gap between the sewing machine & table, making it smooth with seam guides as an added feature.



FABRIC MARKING PENCIL



Water soluble, can be washed out or erased with any fabric eraser. Extra fine lead for marking on fabrics. Twist erase, long lasting. Ceramic colored leads, colorants cannot penetrate into fabric.

- Rachel's favorite
- 5 different lead options

JUNE SAVINGS

Bernardin Canning Lids

15% off

Case of 24 dozen
While Supplies Last.



Valid June 1-30, 2022. MUST PRESENT COUPON.

JULY SAVINGS

Christmas in July

15% off

**Christmas Fabrics and
Christmas Pre-cuts**

In-stock items only.

Valid July 1-31, 2022. MUST PRESENT COUPON.

AUGUST SAVINGS

12% discount
on All Dress Fabrics

54" - 60" Polycottons,
Polyesters, and Knits

In-stock items only.

Valid August 1-31, 2022. MUST PRESENT COUPON.

In Stock!

CANNING SUPPLIES



- Bernardin - Kerr - Techno cap lids
- Ball quart & pint jars
- Victoria strainers & accessories
- Rings - regular & wide mouth
- Pressure canners
- Stock pots
- and lots more!

Discontinued


Kwik-Sew Patterns

**Buy 1
Get 1 FREE**

While Supplies Last.

STITCH YOUR STRESS AWAY!

New shipment of quilt books & quilt patterns



Coming Soon! Free Spirit Fabrics:
Tula Pink & Kaffe Fassett

Check it Out!

Non-Binding Socks

- Ideal for diabetics
- Made in USA
- Long and short sizes in mens & ladies
- Black - White - Tan colors
- 86% cotton, 22% nylon, 2% rubber

We also have a large selection of mens, ladies & children's socks.



~ HAPPY COOKING ~



Four hungry brothers, a dairy farm in northern Indiana, a backyard garden, and lots of relatives & friends - these are the ingredients that flavor *Seven Sisters in the Kitchen*.



All recipes in this book can be made gluten-free unless noted.



Recipes for recovery and long term wellness



Approx. 1200 recipes from the Mennonite women of Union and Snyder County, Pennsylvania



OHIO COOKBOOK UPDATE:

It is still in the designing process. We expect a wait of two months.



PERMANENT FABRIC PEN

For permanent marks on your fabrics. For best results, iron markings for one minute.

Color: Black

*** Our Favorite**

New Shipment!

- 45" Kona solids
- 108" Kona solids
- 45" Kona flannels



SOME SEEK KNOWLEDGE FOR THE SAKE OF KNOWLEDGE - THAT IS CURIOSITY.

OTHERS SEEK KNOWLEDGE IN ORDER THAT THEY THEMSELVES MAY BE KNOWN - THAT IS VANITY.

THERE ARE SOME WHO SEEK KNOWLEDGE IN ORDER TO EDIFY OTHERS - AND THAT IS LOVE.

Bernard of Clairvaux - 7th century

BLOCK-A-MONTHS

LAKE SIDE

Wilmington Batiks

95" x 95"



Started in April

EMMA

Anthology Batiks

86" x 86"



These 2 block-a-month quilts start in July due to delayed fabrics.

COLOR SPLASH

Wilmington Batiks

87" x 99"



NEW!

TROPHY MAX DEER MINERAL

Formulated to supplement the deer's natural diet with minerals to help grow bigger racks and keep the deer population in top shape.

Available in 50 lb. bag.



PLAYS WELL WITH OTHERS



****Scrap Friendly****

Learn the wonderful process of string piecing on foundation while making this fun and beautiful quilt. The sample quilt finished approximately 48" x 58" but you can adjust the size to whatever you want. This is a great way to use your scraps!

Wednesday, July 13th 10:00am - 4:00pm \$30.00 plus pattern

MAPLE LEAF LOG CABIN



****Confident Beginner****

Get yourself ready for Fall with this beautiful quilt that was specifically designed for Country Fabrics. In this two-part class, you will learn two different methods of constructing the log cabin blocks and leaf blocks. Two size options are available in pattern, but adjustments can be made to fit what you need.


Tuesday, August 9th AND Tuesday, August 23rd
10:00am - 4pm \$30.00 each session (plus pattern)

GRANNY SQUARES

****Jelly Roll Friendly****

****Confident Beginner****

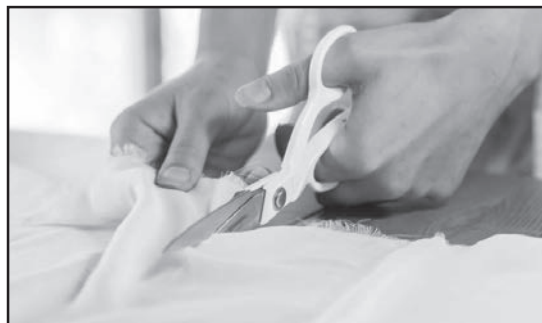
This quilt is constructed using 2 1/2" strips (cut your own or buy a Jelly Roll), which will allow for a scrappy appearance without having to cut and sew all those individual squares. In this class, you'll learn some important organization skills, practice sewing an accurate 1/4" seam allowance, learn how to square up blocks, and construct this very traditional block in a new and fast way. Two size options are provided for this quilt - 56" x 66" and 80" x 90"



Monday, June 13th 10:00am - 4:00pm \$30.00 plus pattern

SIT AND SEW - BYOP (BRING YOUR OWN PROJECT)

Bring a project (or two) of your own choosing and get some serious work done on it. There is always lots of sewing, laughter, and fellowship, so come join the fun!



Tuesday, June 14th, Tuesday, July 19th, or Monday, August 8th
10:00am - 4pm Cost: \$30

SHAKE IT OFF and Step Up

One day a farmer's donkey fell down into a well. The animal cried piteously for hours as the farmer tried to figure out what to do. Finally he decided the animal was old and the well needed to be covered up anyway. It just wasn't worth it to retrieve the donkey.

He invited all his neighbors to come over and help him. They all grabbed a shovel and began to shovel dirt into the well. At first, the donkey realized what was happening and cried terribly. Then, to everyone's amazement, he quieted down.

A few shovel loads later, the farmer finally looked down the well and was astonished at what he saw. With every shovel of dirt that hit his back, the donkey was doing something amazing. He would shake it off and take a step up. As the farmer's neighbors continued to shovel dirt on top of the animal, he would shake it off again and take another step up.

Pretty soon, everyone was amazed as the donkey stepped up over the edge of the well and trotted off!

MORAL: Life is going to shovel dirt on you. The trick to getting out of the well is to shake it off and take a step up. Each of our troubles is a stepping stone. We can get out of the deepest wells just by not stopping, never giving up.



Classes by Laura

SIT-N-SEW PAPER PIECING

This is your opportunity to learn simple paper piecing or to work on your paper piecing project. Class demonstration and papers will be provided for a pineapple block and a mariner's compass block. Laura will be happy to help you get started on your choice of pattern or give support on a current project.



Monday, June 27th 10:00am - 4:00pm \$30.00

VINTAGE WINDMILL

Join us to make this fun project designed by Krista Moser. Choose vintage fabrics or modern or somewhere in between. This quilt will be beautiful in any style. This charming design is simple to make, yet so visually appealing.



**Tuesday, July 12th
10:00am - 4pm
\$30.00**

FLOATING STAR'ELATIONS

Paper piece these beautiful stars to make a stunning project. Use all the stars in a large quilt or design your own layout to make a smaller project or even a table runner. Simple paper piecing allows you to create flawless stars. For beginners and experienced quilters.

Friday, August 19th 10:00am - 4:00pm \$30.00



Classes by Susie

WOOL PINECONES & GREENERY CLASS

The kit will include everything that you will need to create these cute pinecones and greenery. We will complete the pinecones first in class and then move on to the greenery and then finally on the assembly portion of the project. You should be able to finish this project in class. If you do not finish in class, you will have the knowledge and skills to complete the assembly at home.

Supply list: Scissors

The vintage tobacco stake is not included in the kit price. I will have them available for purchase - \$18



**Saturday, July 23rd
9:00am - 2:00pm
Cost of kit: \$60
Instruction fee: \$15
Class minimum: 6**

BEE SKEP CLASS

The kit will include everything that you will need to complete the bee skep including the pattern. Your class kit will include some additional items for you to take home with you. These special items will come in handy for making additional ones for gifts.

Supply list: Scissors with 4" blade



**Saturday, June 25th - 9:00am - 12:30pm
Kit fee: \$36 Class fee: \$15 Class minimum: 6**

INTRO TO WOOL APPLIQUE

During this class you will learn how to do the blanket/button stitch along with a whip stitch on wool penny circles. I will bring wool penny circles with me that you can practice these stitches on. During class, we will discuss the following items:

- How to transfer your pattern
- How to use freeze paper
- How to use and reasons to use press & seal
- Threads that you can use on your projects
- Foundation options for wool applique projects

Supply list: scissors with 4" blade and a chenille #22 or #24 needle

**Saturday, June 25th - 12:30pm - 3:00pm
Class fee: \$25 Class minimum: 6**

WOOL FEATHER TREE CLASS

Have you always wanted to learn how to make these cute wool trees? Here is your opportunity to learn how to make them and learn a couple of useful tips along the way. The kit will include all supplies needed to construct your tree (cut and marked wires, cut wool, floral tape, glue and a base to place your tree in, when finished). Other items will be loaned to you during class to aid in the assembly process.

Supply list: Scissors with 4" blade



**Saturday, August 20th
9:00am - 2:00pm
Kit fee: \$58 Class fee: \$15
Class minimum: 6**

AFRICAN VIOLET POTTED PLANT



The kit will include everything that you need to create this adorable flower, made from wool. This is a super quick and fun project to make. You will learn a creative way to give your leaves movement that make them look real! I will bring a variety of color options for the flowers with me to class for you to select from.

Supply list: scissors with 4" blade and a chenille #22 or #24 needle

**Saturday, July 9th - 9:00am - 1:00pm
Kit fee: \$38 Class fee: \$15
Class minimum: 6**

Country Fabrics

6142 Ganges 5 Points Road
Shiloh, OH 44878

Prsrt. Std.
U.S. Postage
PAID
Wooster, OH
44691
Permit No. 220

We will be open Labor Day.

September 5, 2022

9:00 AM - 5:00 PM



FABRIC TENT SALE DATES

September 20-24, 2022

100% Cottons at discounted prices!

Breakfast Casserole

Serve with gravy or maple syrup.

Ingredients

12 slices bread
6 slices ham, sausage or bacon,
diced or cubed
2 cups shredded cheese
6 large eggs
3 cups milk
salt & pepper to taste
onions & pepper, sautéed

Crumb Topping

1 cup crushed cornflakes
¼ cup melted butter

Directions

For base: Butter a 9x12 pan. Lay half of bread in pan. Top with meat and cheese. Put remaining bread on top. Beat eggs, milk, salt and pepper. Add sautéed onion and pepper; pour all over.

For crumb topping: Mix cornflakes and butter; put on top.

Bake 1 hour at 325°.

Rhubarb Pie

Ingredients

1 ¼ cups sugar
1 tablespoon flour
2 beaten egg yolks
2 cups cut-up rhubarb
2 egg whites

Directions

Mix together the first 4 ingredients. Add 2 stiffly beaten egg whites. Pour into an unbaked pie shell & bake until crust is browned and rhubarb is soft.

Rhubarb Punch

Ingredients

12 cups rhubarb
8 cups water
4 cups sugar
1 can frozen orange juice
Water

Directions

Cook together rhubarb and water. Let drip through sieve until all water is out. Add sugar and orange juice. Add water to equal 3 gallons.

WE CANNOT FORCE SOMEONE TO HEAR A MESSAGE THEY ARE NOT READY TO RECEIVE.
BUT WE MUST NEVER UNDERESTIMATE THE POWER OF PLANTING A SEED.

